

UNITED STATES
SECURITIES AND EXCHANGE COMMISSION
Washington, D.C. 20549

FORM 10-Q

Quarterly report pursuant to Section 13 or 15(d) of the Securities Exchange Act of 1934 for the quarterly period ended December 31, 2017.

OR

Transition report pursuant to Section 13 or 15(d) of the Securities Exchange Act of 1934 for the transition period from to

Commission File Number: 001-36851

ETF Managers Group Commodity Trust I

(Exact name of registrant as specified in its charter)

Delaware
(State or other jurisdiction of
incorporation or organization)

36-4793446
(I.R.S. Employer
Identification No.)

30 Maple Street – Suite 2
Summit, NJ 07901
(Address of principal executive offices) (Zip code)

(844-383-6477)
(Registrant's telephone number, including area code)

N/A
(Former name, former address and former fiscal year, if changed since last report)

Indicate by check mark whether the registrant (1) has filed all reports required to be filed by Section 13 or 15(d) of the Securities Exchange Act of 1934 during the preceding 12 months (or for such shorter period that the registrant was required to file such reports), and (2) has been subject to such filing requirements for the past 90 days.

Yes No

Indicate by check mark whether the registrant has submitted electronically and posted on its corporate Website, if any, every Interactive Data File required to be submitted and posted pursuant to Rule 405 of Regulation S-T (§232.405 of this chapter) during the preceding 12 months (or for such shorter period that the registrant was required to submit and post such files).

Yes No

Indicate by check mark whether the registrant is a large accelerated filer, an accelerated filer, a non-accelerated filer, or a smaller reporting company. See the definitions of "large accelerated filer," "accelerated filer" and "smaller reporting company" in Rule 12b-2 of the Exchange Act.

Large accelerated filer

Accelerated filer

Non-accelerated filer
(Do not check if a smaller reporting company)

Smaller reporting company

Indicate by check mark whether the registrant is a shell company (as defined in Rule 12b-2 of the Exchange Act).

Yes No

Indicate the number of Shares outstanding as of February 1, 2018: 1,400,040

ETF MANAGERS GROUP COMMODITY TRUST I

Table of Contents

	<u>Page</u>
<u>Part I. INTERIM FINANCIAL INFORMATION</u>	3
<u>Item 1. Interim Financial Statements</u>	3
<u>Item 2. Management’s Discussion and Analysis of Financial Condition and Results of Operations</u>	23
<u>Item 3. Quantitative and Qualitative Disclosures About Market Risk</u>	37
<u>Item 4. Controls and Procedures</u>	37
<u>Part II. OTHER INFORMATION</u>	38
<u>Item 1. Legal Proceedings</u>	38
<u>Item 2. Unregistered Sales of Equity Securities and Use of Proceeds</u>	38
<u>Item 3. Defaults Upon Senior Securities</u>	38
<u>Item 4. Mine Safety Disclosures</u>	38
<u>Item 5. Other Information</u>	38
<u>Item 6. Exhibits</u>	38

Part I. INTERIM FINANCIAL INFORMATION
Item 1. Interim Financial Statements.

ETF MANAGERS GROUP COMMODITY TRUST I
Statements of Assets and Liabilities

	SIT RISING RATE ETF		ETF MANAGERS GROUP COMMODITY TRUST I	
	December 31, 2017 (Unaudited)	June 30, 2017 (Audited)	December 31, 2017 (Unaudited)	June 30, 2017 (Audited)
Assets				
Investment in securities, at fair value (cost \$32,291,557, \$20,283,172, \$32,291,557, and \$20,283,172, respectively)	\$ 32,294,929	\$ 20,319,994	\$ 32,294,929	\$ 20,319,994
Interest receivable	606	712	606	712
Segregated cash held by broker	523,848	521,215	523,848	521,215
Receivable on open futures contracts	345,577	21,795	345,577	21,795
Total assets	<u>\$ 33,164,960</u>	<u>\$ 20,863,716</u>	<u>\$ 33,164,960</u>	<u>\$ 20,863,716</u>
Liabilities				
Options written, at fair value (premiums received \$25,945, \$16,688, \$25,945 and \$16,688, respectively)	\$ 19,250	\$ 3,477	\$ 19,250	\$ 3,477
Due to Sponsor	39,853	25,260	39,853	25,260
Total liabilities	<u>59,103</u>	<u>28,737</u>	<u>59,103</u>	<u>28,737</u>
Net Assets	<u>\$ 33,105,857</u>	<u>\$ 20,834,979</u>	<u>\$ 33,105,857</u>	<u>\$ 20,834,979</u>
Shares outstanding (unlimited authorized)	1,400,040	900,040		
Net asset value per share	<u>\$ 23.65</u>	<u>\$ 23.15</u>		
Market value per share	<u>\$ 23.76</u>	<u>\$ 23.02</u>		

See accompanying notes to unaudited interim financial statements.

ETF MANAGERS GROUP COMMODITY TRUST I
Schedule of Investments
December 31, 2017 (Unaudited)

SIT RISING RATE ETF	Contracts	Value
PURCHASED OPTIONS - 0.2%		
U.S. Treasury 10 Year Note, Strike Price \$124.50 Expiring 01/26/2018	90	\$ 63,281
TOTAL PURCHASED OPTIONS (cost \$53,871)		63,281
	Principal Amount	Value
SHORT-TERM INVESTMENTS – 91.9%		
U.S. TREASURY BILLS – 91.9%		
United States Treasury Bills		
0.000%, 03/22/2018	\$ 30,500,000	30,409,644
TOTAL U.S. TREASURY BILLS (cost \$30,415,682)		30,409,644
	Shares	Value
MONEY MARKET FUNDS – 5.5%		
First American US Treasury Money Market Fund, 1.02%*	1,822,004	1,822,004
TOTAL MONEY MARKET FUNDS (cost \$1,822,004)		1,822,004
Total Investments (cost \$32,291,557) – 97.6%		32,294,929
Other Assets in Excess of Liabilities – 2.4% (a)		810,928
TOTAL NET ASSETS – 100.0%		\$ 33,105,857

* Annualized seven-day yield as of December 31, 2017

(a) \$523,848 of cash is pledged as collateral for futures contracts and written options

Written Options Contracts
December 31, 2017

	Contracts	Value
U.S. 5 Year Note, Strike Price \$116.00 Expiring 01/26/2018	56	\$ (19,250)
(Premiums received \$25,945)		<u>\$ (19,250)</u>

Short Futures Contracts
December 31, 2017

	Contracts	Unrealized Appreciation/ (Depreciation)
U.S. Treasury 5 Year Note, Expiring March 2018 (Underlying Face Amount at Market Value - \$36,475,516)	314	\$ 187,328
U.S. Treasury 2 Year Note, Expiring March 2018 (Underlying Face Amount at Market Value - \$60,164,735)	281	158,249
		<u>\$ 345,577</u>

See accompanying notes to unaudited interim financial statements.

ETF MANAGERS GROUP COMMODITY TRUST I

**Schedule of Investments (audited)
June 30, 2017**

SIT RISING RATE ETF	<u>Contracts</u>	<u>Value</u>
PURCHASED OPTIONS - 0.3%		
U.S. Treasury 10 Year Note, Strike Price \$127.00 Expiring 7/21/2017	47	\$ 72,703
TOTAL PURCHASED OPTIONS (cost \$38,188)		<u>72,703</u>
	<u>Principal Amount</u>	<u>Value</u>
SHORT-TERM INVESTMENTS – 95.8%		
U.S. TREASURY BILLS – 95.8%		
United States Treasury Bills 0.000%, 9/21/2017	\$ 20,000,000	19,957,000
TOTAL U.S. TREASURY BILLS (Cost \$19,954,693)		<u>19,957,000</u>
	<u>Shares</u>	<u>Value</u>
MONEY MARKET FUNDS - 1.4%		
First American US Treasury Money Market Fund, 0.70%*	290,291	290,291
TOTAL MONEY MARKET FUNDS (cost \$290,291)		<u>290,291</u>
Total Investments (cost \$20,283,172) – 97.5%		20,319,994
Other Assets in Excess of Liabilities – 2.5% (a)		514,985
TOTAL NET ASSETS – 100.0%		<u>\$ 20,834,979</u>

* Annualized seven-day yield as of June 30, 2017

(a) \$521,215 of cash is pledged as collateral for futures contracts and written options

**Written Options Contracts
June 30, 2017**

	<u>Contracts</u>	<u>Value</u>
U.S. 5 year Note, Strike Price \$118.75 Expiring 7/21/2017	89	\$ (3,477)
(Premiums received \$16,688)		<u>\$ (3,477)</u>

**Short Futures Contracts
June 30, 2017**

	<u>Contracts</u>	<u>Unrealized Appreciation/ (Depreciation)</u>
U.S. Treasury 5 Year Note, Expiring September 2017 (Underlying Face Amount at Market Value - \$18,500,242)	157	\$ (11,204)
U.S. Treasury 2 Year Note, Expiring September 2017 (Underlying Face Amount at Market Value - \$45,815,188)	212	32,999
		<u>\$ 21,795</u>

See accompanying notes to unaudited interim financial statements.

ETF MANAGERS GROUP COMMODITY TRUST I
Statements of Operations
(Unaudited)

	SIT RISING RATE ETF		ETF MANAGERS GROUP COMMODITY TRUST I	
	Three Months Ended December 31,		Three Months Ended December 31,	
	2017	2016	2017	2016
Investment Income				
Interest	\$ 80,232	\$ 5,469	\$ 80,232	\$ 5,469
Expenses				
Sponsor fee	\$ 11,244	\$ 18,904	\$ 11,244	\$ 18,904
CTA fee	37,480	13,065	37,480	13,065
Audit fees	21,537	21,086	21,537	21,086
Tax preparation fees	6,301	25,205	6,301	25,205
Admin/accounting/custodian/transfer agent fees	14,040	13,812	14,040	13,812
Legal fees	8,823	8,823	8,823	8,823
Printing and postage expenses	6,482	5,671	6,482	5,671
Chief Compliance Officer fees	1,576	6,301	1,576	6,301
Principal Financial Officer fees	1,576	6,301	1,576	6,301
Regulatory reporting fees	1,576	6,301	1,576	6,301
Brokerage commissions	10,738	5,593	10,738	5,593
Distribution fees	4,410	3,955	4,410	3,955
Insurance expense	3,781	3,781	3,781	3,781
Listing & calculation agent fees	3,176	2,923	3,176	2,923
Other expenses	5,274	3,819	5,274	3,819
Wholesale support fees	7,496	2,613	7,496	2,613
Total Expenses	145,510	148,153	145,510	148,153
Less: Waiver of CTA fee	(22,330)	(13,065)	(22,330)	(13,065)
Less: Expenses absorbed by Sponsor	—	(90,299)	—	(90,299)
Net Expenses	123,180	44,789	123,180	44,789
Net Investment Income (Loss)	\$ (42,948)	\$ (39,320)	\$ (42,948)	\$ (39,320)
Net Realized and Unrealized Gain (Loss) on Investment Activity				
Net Realized Gain (Loss) on				
Investments, futures and options contracts	\$ 623,759	\$ 440,450	\$ 623,759	\$ 440,450
Change in Unrealized Gain (Loss) on				
Investments, futures and options contracts	63,170	80,533	63,170	80,533
Net realized and unrealized gain (loss)	686,929	520,983	686,929	520,983
Net income (loss)	\$ 643,981	\$ 481,663	\$ 643,981	\$ 481,663

See accompanying notes to unaudited interim financial statements.

ETF MANAGERS GROUP COMMODITY TRUST I
Statements of Operations
(Unaudited)

	<u>SIT RISING RATE ETF</u>		<u>ETF MANAGERS GROUP COMMODITY TRUST I</u>	
	<u>Six Months Ended December 31,</u>		<u>Six Months Ended December 31,</u>	
	<u>2017</u>	<u>2016</u>	<u>2017</u>	<u>2016</u>
Investment Income				
Interest	\$ 133,876	\$ 12,343	\$ 133,876	\$ 12,343
Expenses				
Sponsor fee	\$ 19,381	\$ 37,808	\$ 19,381	\$ 37,808
CTA fee	64,603	29,400	64,603	29,400
Audit fees	42,623	41,169	42,623	41,169
Tax preparation fees	12,602	50,410	12,602	50,410
Admin/accounting/custodian/transfer agent fees	28,080	27,624	28,080	27,624
Legal fees	17,646	17,646	17,646	17,646
Printing and postage expenses	13,035	11,342	13,035	11,342
Chief Compliance Officer fees	3,152	12,602	3,152	12,602
Principal Financial Officer fees	3,152	12,602	3,152	12,602
Regulatory reporting fees	3,152	12,602	3,152	12,602
Brokerage commissions	18,897	11,970	18,897	11,970
Distribution fees	8,818	7,766	8,818	7,766
Insurance expense	7,560	7,560	7,560	7,560
Listing & calculation agent fees	6,352	5,846	6,352	5,846
Other expenses	10,873	7,638	10,873	7,638
Wholesale support fees	12,920	5,875	12,920	5,875
Total Expenses	272,846	299,860	272,846	299,860
Less: Waiver of CTA fee	(49,453)	(29,400)	(49,453)	(29,400)
Less: Expenses absorbed by Sponsor	(10,686)	(170,290)	(10,686)	(170,290)
Net Expenses	212,707	100,170	212,707	100,170
Net Investment Income (Loss)	\$ (78,831)	\$ (87,827)	\$ (78,831)	\$ (87,827)
Net Realized and Unrealized Gain (Loss) on Investment Activity				
Net Realized Gain (Loss) on				
Investments, futures and options contracts	\$ 515,024	\$ 374,324	\$ 515,024	\$ 374,324
Change in Unrealized Gain (Loss) on				
Investments, futures and options contracts	284,660	354,400	284,660	354,400
Net realized and unrealized gain (loss)	799,684	728,724	799,684	728,724
Net income (loss)	\$ 720,853	\$ 640,897	\$ 720,853	\$ 640,897

See accompanying notes to unaudited interim financial statements.

ETF MANAGERS GROUP COMMODITY TRUST I
Statements of Changes in Net Assets
(Unaudited)

	<u>SIT RISING RATE ETF</u>		<u>ETF MANAGERS GROUP COMMODITY TRUST I</u>	
	<u>Three Months Ended December 31,</u>		<u>Three Months Ended December 31,</u>	
	<u>2017</u>	<u>2016</u>	<u>2017</u>	<u>2016</u>
Net Assets at Beginning of Period	\$ 26,589,366	\$ 10,153,373	\$ 26,589,366	\$ 10,153,373
Increase (decrease) in Net Assets from share transactions				
Addition of 450,000, 50,000, 450,000, and 50,000 shares, respectively	10,548,270	1,176,905	10,548,270	1,176,905
Redemption of 200,000, 50,000, 200,000 and 50,000 shares, respectively	<u>(4,675,760)</u>	<u>(1,156,240)</u>	<u>(4,675,760)</u>	<u>(1,156,240)</u>
Net increase in Net Assets from share transactions	<u>5,872,510</u>	<u>20,665</u>	<u>5,872,510</u>	<u>20,665</u>
Increase (decrease) in Net Assets from operations				
Net investment income (loss)	(42,948)	(39,320)	(42,948)	(39,320)
Net realized gain	623,759	440,450	623,759	440,450
Change in net unrealized gain	<u>63,170</u>	<u>80,533</u>	<u>63,170</u>	<u>80,533</u>
Net increase in Net Assets from operations	<u>643,981</u>	<u>481,663</u>	<u>643,981</u>	<u>481,663</u>
Net Assets at End of Period	<u>\$ 33,105,857</u>	<u>\$ 10,655,701</u>	<u>\$ 33,105,857</u>	<u>\$ 10,655,701</u>

See accompanying notes to unaudited interim financial statements.

ETF MANAGERS GROUP COMMODITY TRUST I
Statements of Changes in Net Assets
(Unaudited)

	SIT RISING RATE ETF		ETF MANAGERS GROUP COMMODITY TRUST I	
	Six Months Ended December 31,		Six Months Ended December 31,	
	2017	2016	2017	2016
Net Assets at Beginning of Period	\$ 20,834,979	\$ 16,745,969	\$ 20,834,979	\$ 16,745,969
Increase (decrease) in Net Assets from share transactions				
Addition of 750,000, 50,000, 750,000, and 50,000 shares, respectively	17,374,015	1,176,905	17,374,015	1,176,905
Redemption of 250,000, 350,000, 250,000 and 350,000 shares, respectively	(5,823,990)	(7,908,070)	(5,823,990)	(7,908,070)
Net increase (decrease) in Net Assets from share transactions	<u>11,550,025</u>	<u>(6,731,165)</u>	<u>11,550,025</u>	<u>(6,731,165)</u>
Increase (decrease) in Net Assets from operations				
Net investment income (loss)	(78,831)	(87,827)	(78,831)	(87,827)
Net realized gain	515,024	374,324	515,024	374,324
Change in net unrealized gain	284,660	354,400	284,660	354,400
Net increase in Net Assets from operations	<u>720,853</u>	<u>640,897</u>	<u>720,853</u>	<u>640,897</u>
Net Assets at End of Period	<u>\$ 33,105,857</u>	<u>\$ 10,655,701</u>	<u>\$ 33,105,857</u>	<u>\$ 10,655,701</u>

See accompanying notes to unaudited interim financial statements.

ETF MANAGERS GROUP COMMODITY TRUST I
Statements of Cash Flows
(Unaudited)

	SIT RISING RATE ETF		ETF MANAGERS GROUP COMMODITY TRUST I	
	Six Months Ended December 31,		Six Months Ended December 31,	
	2017	2016	2017	2016
Cash flows provided by (used in) operating activities				
Net income (loss)	\$ 720,853	\$ 640,897	\$ 720,853	\$ 640,897
Adjustments to reconcile net income (loss) to net cash provided by (used in) operating activities:				
Net realized loss (gain) on investments	(515,024)	(374,324)	(515,024)	(374,324)
Change in net unrealized gain on investments	(284,660)	(354,400)	(284,660)	(354,400)
Change in operating assets and liabilities:				
Sale (purchase) of investments, net	(11,175,251)	7,541,405	(11,175,251)	7,541,405
Decrease (increase) in interest receivable	106	(76)	106	(76)
Increase in segregated cash held by broker	(2,633)	(329,084)	(2,633)	(329,084)
Increase (decrease) in options written, at fair value	15,773	(89,797)	15,773	(89,797)
Increase in receivable on open futures contracts	(323,782)	(78,250)	(323,782)	(78,250)
Decrease in payable on open futures contracts	—	(217,860)	—	(217,860)
Increase (decrease) in due to Sponsor	14,593	(7,346)	14,593	(7,346)
Net cash provided by (used in) operating activities	(11,550,025)	6,731,165	(11,550,025)	6,731,165
Cash flows from financing activities				
Proceeds from sale of shares	17,374,015	1,176,905	17,374,015	1,176,905
Paid on redemption of shares	(5,823,990)	(7,908,070)	(5,823,990)	(7,908,070)
Net cash provided by (used in) financing activities	11,550,025	(6,731,165)	11,550,025	(6,731,165)
Net increase (decrease) in cash	—	—	—	—
Cash, beginning of period	—	—	—	—
Cash, end of period	\$ —	\$ —	\$ —	\$ —

See accompanying notes to unaudited interim financial statements.

ETF MANAGERS GROUP COMMODITY TRUST I
Notes to Interim Financial Statements
December 31, 2017 (unaudited)

(1) Organization

SIT RISING RATE ETF (the “Fund”), is a series of ETF Managers Group Commodity Trust I (the “Trust”), a Delaware statutory trust formed on July 23, 2014. The Trust is a series trust formed pursuant to the Delaware Statutory Trust Act, and the Trust is currently organized into two separate series. The Fund is the first series of the Trust and is a commodity pool that continuously issues common shares of beneficial interest that may be purchased and sold on the NYSE Arca, Inc. stock exchange (“NYSE Arca”). The Fund is currently the Trust’s only publicly offered series. However, the second series of the Trust, the Breakwave Dry Bulk Shipping ETF may be publicly offered in the future. The Fund is managed and controlled by ETF Managers Capital LLC (the “Sponsor”), a Delaware limited liability company. The Sponsor is registered with the Commodity Futures Trading Commission (“CFTC”) as a “commodity pool operator (“CPO”) and is a member of the National Futures Trading Association (“NFA”). Sit Fixed Income Advisors II, LLC (“Sit”) is registered as a “commodity trading advisor” (“CTA”) with the CFTC and serves as the Fund’s commodity trading advisor.

The Fund commenced investment operations on February 19, 2015. The Fund commenced trading on the NYSE Arca, Inc. (the “NYSE Arca”) on February 19, 2015 and trades under the symbol “RISE”.

Sit was paid a fee equal to 0.50% per annum, effective January 27, 2016, through December 31, 2017, of the value of the Fund’s average daily net assets for its services as the commodity trading advisor to the Fund, payable by the Fund. Sit is a subsidiary of Sit Investment Associates, Inc. Effective January 1, 2018, Sit is paid a fee equal to 0.20% per annum (See Note 12).

The Fund’s investment objective is to profit from rising interest rates by tracking the performance of a portfolio (the “Benchmark Portfolio”) consisting of exchange traded futures contracts and options on futures on 2, 5 and 10 year U.S. Treasury securities (“Treasury Instruments”) weighted to achieve a targeted negative 10-year average effective portfolio duration (the “Benchmark Component Instruments”). The Fund seeks to achieve its investment objective by investing in the Benchmark Component Instruments currently constituting the Benchmark Portfolio. The Benchmark Portfolio is maintained by Sit and will be rebalanced, reconstituted, or both, monthly (typically on the 15th of each month and on the next business day if the 15th is a holiday, weekend, or other day on which the national exchanges are closed) to maintain a negative 10-year average effective duration. The Benchmark Portfolio and the Fund will each maintain a short position in Treasury Instruments. The Fund does not use futures contracts or options to obtain leveraged investment results. The Fund will not invest in swaps or other over the counter derivative instruments.

The weighting of the Treasury Instruments constituting the Benchmark Component Instruments will be based on each maturity’s duration contribution. The expected range for the duration weighted percentage of the 2 year and 5 year maturity Treasury Instruments will be from 30% to 70%. The expected range for the duration weighted percentage of the 10-year maturity Treasury Instruments will be from 5% to 25%. The relative weightings of the Benchmark Component Instruments will be shifted between maturities when there are material changes in the shape of the yield curve, for example, if the Federal Reserve began raising short term interest rates more than long term interest rates. In such an instance, Sit, which maintains the Benchmark Portfolio, will elect to increase the weightings of the 2 year and reduce the weighting in the 10-year maturity. Conversely, Sit will do the opposite if the Federal Reserve began raising long term interest rates more than short term interest rates. Reconstitution and rebalancing each will occur monthly, on the 15th, except for as noted above or if there are radical changes in the yield curve such that effective duration is outside of a range from negative nine to negative 11-year average effective duration, in which case Sit will adjust the maturities of the Treasury Instruments before the next expected monthly reconstitution.

ETF MANAGERS GROUP COMMODITY TRUST I
Notes to Interim Financial Statements
December 31, 2017 (unaudited) (continued)

The Sponsor anticipates that approximately 5% to 15% of the Fund's assets will be used as payment for or collateral for Treasury Instruments. In order to collateralize its Treasury Instrument positions, the Fund will hold such assets, from which it will post margin to its futures commission merchant ("FCM"), SG Americas Securities, LLC, in an amount equal to the margin required by the relevant exchange, and transfer to its FCM any additional amounts that may be separately required by the FCM. When establishing positions in Treasury Instruments, the Fund will be required to deposit initial margin with a value of approximately 3% to 10% of the value of each Treasury Instrument position at the time it is established. These margin requirements are subject to change from time to time by the exchange or the FCM. On a daily basis, the Fund will be obligated to pay, or entitled to receive, variation margin in an amount equal to the change in the daily settlement level of its Treasury Instruments positions. Any assets not required to be posted as margin with the FCM will be held at the Fund's administrator in cash or cash equivalents as discussed below.

The Benchmark Portfolio will be invested in Benchmark Component Instruments and rebalanced, as noted above to maintain a negative average effective portfolio duration of approximately 10 years. Duration is a measure of estimated price sensitivity relative to changes in interest rates. Portfolios with longer durations are typically more sensitive to changes in interest rates. For example, if interest rates rise by 1%, the market value of a security with an effective duration of 5 years would decrease by 5%, with all other factors being constant, and likewise the market value of a security with an effective duration of negative 5 years would increase by 5%, with all other factors being constant. The correlation between duration and price sensitivity is greater for securities rated investment-grade than it is for securities rated below investment-grade.

Duration estimates are based on assumptions by Sit and are subject to a number of limitations. Effective duration is calculated based on historical price changes of U.S. Treasuries and Treasury Instruments held by the Benchmark Portfolio, and therefore is a more accurate estimate of price sensitivity provided interest rates remain within their historical range. Investments in debt securities typically decrease in value when interest rates rise. The risk is usually greater for longer-term debt securities.

The Fund will incur certain expenses in connection with its operations. The Fund will hold cash or cash equivalents such as U.S. Treasuries or other high credit quality, short-term fixed-income or similar securities for direct investment or as collateral for the Treasury Instruments and for other liquidity purposes and to meet redemptions that may be necessary on an ongoing basis. These expenses and income from the cash and cash equivalent holdings may cause imperfect correlation between changes in the Fund's net asset value ("NAV") and changes in the Benchmark Portfolio, because the Benchmark Portfolio does not reflect expenses or income.

The Fund seeks to trade its positions prior to maturity; accordingly, natural market forces may cost the Fund while rebalancing. Each time the Fund seeks to reconstitute its positions, barring movement in the underlying securities, the futures and option prices may be higher or lower. Such differences in price, barring a movement in the price of the underlying security, will constitute "roll yield" and may inhibit the Fund's ability to achieve its investment objective.

Several factors determine the total return from investing in a futures contract position. One factor that impacts the total return that will result from investing in near month futures contracts and "rolling" those contracts forward each month is the price relationship between the current near month contract and the next month contract.

When the Fund purchases an option that expires "out of the money," the Fund will realize a loss. The Fund may not be able to invest its assets in futures and options contracts having an aggregate notional amount exactly equal to that which is required to achieve a negative 10-year average effective duration. For example, as standardized contracts, U.S. Treasury futures contracts are denominated in specific dollar amounts, and the Fund's NAV and the proceeds from the sale of a Creation Basket are unlikely to be an exact multiple of the amounts of those contracts. As a result, in such circumstances, the Fund may be better able to achieve the exact amount of exposure desired through the use of other investments.

The Sponsor will close existing positions when it determines it would be appropriate to do so and reinvest the proceeds in other positions. Positions may also be closed out to meet orders for Redemption Baskets.

ETF MANAGERS GROUP COMMODITY TRUST I
Notes to Interim Financial Statements
December 31, 2017 (unaudited) (continued)

(2) Summary of Significant Accounting Policies

(a) Basis of Accounting

The accompanying financial statements of the Fund have been prepared in conformity with U.S. generally accepted accounting principles. The Fund qualifies as an investment company for financial reporting purposes under Topic 946 of the Accounting Standard Codification of U.S. GAAP.

The accompanying financial statements are unaudited, but in the opinion of management, all adjustments (which include normal recurring adjustments) considered necessary to present fairly the financial statements have been made. These interim financial statements should be read in conjunction with the Fund's annual 10K filing and the Fund's Prospectus dated January 22, 2018. Interim period results are not necessarily indicative of results for a full-year period.

(b) Use of Estimates

The preparation of the financial statements in conformity with U.S. generally accepted accounting principles requires management to make estimates and assumptions that affect the reported amounts of assets and liabilities and disclosure of contingent assets and liabilities at the date of the financial statements and accompanying notes. Actual results could differ from those estimates. There were no significant estimates used in the preparation of the financial statements.

(c) Cash

Cash, when shown in the Statements of Assets and Liabilities, represents non-segregated cash with the custodian and does not include short-term investments.

(d) Cash Held by Broker

Sit is registered as a "commodity trading advisor" and acts as such for the Fund. Sit is a subsidiary of Sit Investment Associates, Inc. The Fund's arrangement with SG Americas Securities, LLC, the Fund's FCM, requires the Fund to meet its variation margin requirement related to the price movements, both positive and negative, on futures contracts held by the Fund by keeping cash on deposit with the Commodity Broker. These amounts are shown as Segregated cash held by broker in the Statements of Assets and Liabilities. The Fund deposits cash and United States Treasury Obligations with the FCM subject to Commodity Futures Trading Commission (the "CFTC") regulations and various exchange and broker requirements. The combination of the Fund's deposits with its FCM of cash and United States Treasury Obligations and the unrealized gain or loss on open futures contracts (variation margin) represents the Fund's overall equity in its brokerage trading account. The Fund uses its cash held by the FCM to satisfy variation margin requirements. The Fund earns interest on its cash deposited with the FCM and interest income is recorded on the accrual basis.

(e) Final Net Asset Value for Fiscal Period

The calculation time of the Fund's final net asset value for creation and redemption of Fund shares for the three months ended December 31, 2017 was at 4:00 p.m. Eastern Time on December 29, 2017.

Although the Fund's shares may continue to trade on secondary markets subsequent to the calculation of the final NAV, the 4:00 p.m. Eastern Time represented the final opportunity to transact in creation or redemption baskets for the three months ended December 31, 2017.

ETF MANAGERS GROUP COMMODITY TRUST I
Notes to Interim Financial Statements
December 31, 2017 (unaudited) (continued)

Fair value per share is determined at the close of the NYSE Arca.

For financial reporting purposes, the Fund values its investment positions based upon the final closing price in their primary markets. Accordingly, the investment valuations in these financial statements differ from those used in the calculation of the Fund's final creation/redemption NAV at December 31, 2017 and June 30, 2017.

(f) Investment Valuation

Short-term investments, excluding U.S. Treasury Bills, are carried at amortized cost, which approximates fair value. U.S. Treasury Bills are valued as determined by an independent pricing service based on methods which include consideration of: yields or prices of securities of comparable quality, coupon, maturity and type; indications as to values from dealers; and general market conditions.

Futures contracts are valued at the last settled price on the applicable exchange on which that futures contract trades.

(g) Financial Instruments and Fair Value

The Fund discloses the fair value of its investments in accordance with the Financial Accounting Standards Board (FASB) fair value measurement and disclosure guidance which requires a fair value hierarchy that prioritizes the inputs to valuation techniques used to measure fair value. The disclosure requirements establish a fair value hierarchy that distinguishes between: (1) market participant assumptions developed based on market data obtained from sources independent to the Fund (observable inputs); and (2) the Fund's own assumptions about market participant assumptions developed based on the best information available under the circumstances (unobservable inputs). The three levels defined by the disclosure requirements hierarchy are as follows:

Level I: Quoted prices (unadjusted) in active markets for identical assets and liabilities that the reporting entity has the ability to access at the measurement date.

Level II: Inputs other than quoted prices included within Level I that are observable for the asset or liability, either directly or indirectly. Level II inputs include the following: quoted prices for similar assets or liabilities in active markets, quoted prices for identical or similar assets or liabilities in markets that are not active, inputs other than quoted prices that are observable for the asset or liability, and inputs that are derived principally from or corroborated by observable market data by correlation or other means (market-corroborated inputs).

Level III: Unobservable pricing input at the measurement date for the asset or liability. Unobservable inputs shall be used to measure fair value to the extent that observable inputs are not available.

ETF MANAGERS GROUP COMMODITY TRUST I
Notes to Interim Financial Statements
December 31, 2017 (unaudited) (continued)

In some instances, the inputs used to measure fair value might fall in different levels of the fair value hierarchy. The level in the fair value hierarchy within which the fair value measurement in its entirety falls shall be determined based on the lowest input level that is significant to the fair value measurement in its entirety.

Fair value measurements also require additional disclosure when the volume and level of activity for the asset or liability have significantly decreased, as well as when circumstances indicate that a transaction is not orderly.

The following tables summarize the valuation of investments at December 31, 2017 and at June 30, 2017 using the fair value hierarchy:

	December 31, 2017 (unaudited)				
	Short-Term Investments	Purchased Options Contracts	Written Options Contracts	Futures Contracts	Total
Level I – Quoted Prices	\$ 32,231,648a	\$ 63,281a	\$ (19,250)b	\$ 345,577c	\$ 32,621,256

a – Included in Investments in securities in the Statements of Assets and Liabilities.

b – Included in Options Written, at fair value in the Statements of Assets and Liabilities.

c – Included in Receivable on open futures contracts in the Statements of Assets and Liabilities.

	June 30, 2017 (audited)				
	Short-Term Investments	Purchased Options Contracts	Written Options Contracts	Futures Contracts	Total
Level I – Quoted Prices	\$ 20,247,291a	\$ 72,703a	\$ (3,477)b	\$ 21,795c	\$ 20,338,312

a – Included in Investments in securities in the Statements of Assets and Liabilities.

b – Included in Options Written, at fair value in the Statements of Assets and Liabilities.

c – Included in Receivable on open futures contracts in the Statements of Assets and Liabilities.

Transfers between levels are recognized at the end of the reporting period. During the six months ended December 31, 2017 and the year ended June 30, 2017, the Fund recognized no transfers from Level 1, Level 2 or Level 3.

The inputs or methodology used for valuing investments are not necessarily an indication of the risk associated with investing in those securities.

(h) Investment Transactions and Related Income

Investment transactions are recorded on the trade date. All such transactions are recorded on the identified cost basis, and marked to market daily. Unrealized gain/loss on open futures contracts is reflected in Receivable/Payable on open futures contracts in the Statements of Assets and Liabilities and the change in the unrealized gain/loss between periods is reflected in the Statements of Operations. Discounts on short-term securities purchased are accreted daily and reflected as Interest Income, when applicable, in the Statements of Operations.

(i) Federal Income Taxes

The Fund is registered as a Delaware statutory trust and is treated as a partnership for U.S. federal income tax purposes. Accordingly, the Fund does not expect to incur U.S. federal income tax liability; rather, each beneficial owner is required to take into account their allocable share of the Fund's income, gain, loss, deductions and other items for the Fund's taxable year ending with or within the beneficial owner's taxable year.

Management of the Fund has reviewed the open tax years and major jurisdictions and concluded that there is no tax liability resulting from unrecognized tax benefits relating to uncertain income tax positions taken or expected to be taken in future tax returns. The Fund is also not aware of any tax positions for which it is reasonably possible that the total amounts of unrecognized tax benefits will significantly change in the next twelve months. On an ongoing basis, management will monitor its tax positions taken to determine if adjustments to its conclusions are necessary based on factors including, but not limited to, further implementation of guidance expected from the Financial Accounting Standards Board and on-going analysis of tax law, regulation, and interpretations thereof. The Fund's federal tax returns are subject to examination by the Internal Revenue Service for a period of three years after they are filed.

ETF MANAGERS GROUP COMMODITY TRUST I
Notes to Interim Financial Statements
December 31, 2017 (unaudited) (continued)

(3) Investments

(a) Short-Term Investments

The Fund may purchase U.S. Treasury Bills, agency securities, and other high-credit quality short-term fixed income or similar securities with original maturities of one year or less. A portion of these investments may be used as margin for the Fund's trading in futures contracts.

(b) Accounting for Derivative Instruments

In seeking to achieve the Fund's investment objective, Sit uses a mathematical approach to investing. Using this approach, Sit determines the type, quantity and mix of investment positions that Sit believes in combination should produce returns consistent with the Fund's objective.

All open derivative positions at December 31, 2017 and June 30, 2017 for the Fund are disclosed in the Schedules of Investments and the notional value of these open positions relative to the shareholders' capital of the Fund is generally representative of the notional value of open positions to shareholders' capital throughout the reporting periods for the Fund. The volume associated with derivative positions varies on a daily basis as the Fund transacts in derivative contracts in order to achieve the appropriate exposure, as expressed in notional value, in comparison to shareholders' capital consistent with the Fund's investment objective.

Following is a description of the derivative instruments used by the Fund during the reporting period, including the primary underlying risk exposures.

(c) Futures Contracts

The Fund enters into futures contracts to gain exposure to changes in the value of the Benchmark Portfolio. A futures contract obligates the seller to deliver (and the purchaser to accept) the future cash settlement of a specified quantity and type of a treasury futures contract at a specified time and place. The contractual obligations of a buyer or seller of a treasury futures contract may generally be satisfied by making an offsetting sale or purchase of an identical futures contract on the same or linked exchange before the designated date of delivery.

Upon entering into a futures contract, the Fund is required to deposit and maintain as collateral at least such initial margin as required by the exchange on which the transaction is affected. The initial margin is segregated as Cash held by broker, as disclosed in the Statements of Assets and Liabilities, and is restricted as to its use. Pursuant to the futures contract, the Fund agrees to receive from or pay to the broker an amount of cash equal to the daily fluctuation in value of the futures contract. Such receipts or payments are known as variation margin and are recorded by the Fund as unrealized gains or losses. The Fund will realize a gain or loss upon closing a futures transaction.

Futures contracts involve, to varying degrees, elements of market risk (specifically treasury price risk) and exposure to loss in excess of the amount of variation margin. The face or contract amounts reflect the extent of the total exposure the Fund has in the particular classes of instruments. Additional risks associated with the use of futures contracts include imperfect correlation between movements in the price of the futures contracts and the market value of the underlying securities and the possibility of an illiquid market for a futures contract. With futures contracts, there is minimal counterparty risk to the Fund since futures contracts are exchange-traded and the exchange's clearinghouse, as counterparty to all exchange-traded futures contracts, guarantees the futures contracts against default.

ETF MANAGERS GROUP COMMODITY TRUST I
Notes to Interim Financial Statements
December 31, 2017 (unaudited) (continued)

Fair Value of Derivative Instruments, as of December 31, 2017

Derivatives	Asset Derivatives		Liability Derivatives	
	Statements of Assets and Liabilities	Unrealized Gain	Statements of Assets and Liabilities	Fair Value
Interest Rate Risk	Receivable on open futures contracts	\$ 345,577*		
Interest Rate Risk	—	—	Written options, at fair value	\$ (19,250)**

* Represents cumulative appreciation of futures contracts as reported in the Statements of Assets and Liabilities.

** Represents fair value of options contracts as reported in the Statements of Assets and Liabilities.

Fair Value of Derivative Instruments, as of June 30, 2017

Derivatives	Asset Derivatives		Liability Derivatives	
	Statements of Assets and Liabilities	Unrealized Gain	Statements of Assets and Liabilities	Fair Value
Interest Rate Risk	Receivable on open futures contracts	\$ 21,795*		
Interest Rate Risk	—	—	Written options, at fair value	\$ (3,477)**

* Represents cumulative appreciation of futures contracts as reported in the Statements of Assets and Liabilities.

** Represents fair value of options contracts as reported in the Statements of Assets and Liabilities.

The Effect of Derivative Instruments on the Statements of Operations
For the Three Months Ended December 31, 2017

Derivatives	Location of Gain (Loss) on Derivatives	Realized Gain on Derivatives Recognized in Income	Change in Unrealized Gain (Loss) on Derivatives Recognized in Income
Interest Rate Risk	Net realized gain on investments, futures and options contracts and/or Change in unrealized gain (loss) on investments, futures and options contracts	\$ 623,625	\$ 70,274

The futures and options contracts open at December 31, 2017 are indicative of the activity for the three months ended December 31, 2017.

The Effect of Derivative Instruments on the Statements of Operations
For the Three Months Ended December 31, 2016

Derivatives	Location of Gain (Loss) on Derivatives	Realized Loss on Derivatives Recognized in Income	Change in Unrealized Gain (Loss) on Derivatives Recognized in Income
Interest Rate Risk	Net realized gain (loss) on investments, futures and options contracts and/or Change in unrealized gain (loss) on investments, futures and options contracts	\$ 440,450	\$ 80,533

The futures and options contracts open at December 31, 2016 are indicative of the activity for the three months ended December 31, 2016.

The Effect of Derivative Instruments on the Statements of Operations
For the Six Months Ended December 31, 2017

Derivatives	Location of Gain (Loss) on Derivatives	Realized Gain on Derivatives Recognized in Income	Change in Unrealized Gain (Loss) on Derivatives Recognized in Income
Interest Rate Risk	Net realized gain on investments, futures and options contracts and/or Change in unrealized gain (loss) on investments, futures and options contracts	\$ 514,844	\$ 293,005

The futures and options contracts open at December 31, 2017 are indicative of the activity for the six months ended December 31, 2017.

The Effect of Derivative Instruments on the Statements of Operations
For the Six Months Ended December 31, 2016

Derivatives	Location of Gain (Loss) on Derivatives	Realized Loss on Derivatives Recognized in Income	Change in Unrealized Gain (Loss) on Derivatives Recognized in Income
Interest Rate Risk	Net realized gain (loss) on investments, futures and options contracts and/or Change in unrealized gain (loss) on investments, futures and options contracts	\$ 374,324	\$ 354,400

The futures and options contracts open at December 31, 2016 are indicative of the activity for the six months ended December 31, 2016.

ETF MANAGERS GROUP COMMODITY TRUST I
Notes to Interim Financial Statements
December 31, 2017 (unaudited) (continued)

(4) Agreements

(a) Management Fee

Through December 31, 2017, the Fund paid the Sponsor an annual management fee, monthly in arrears, in an amount calculated as the greater of 0.15% of its average daily net assets, or \$18,750 effective January 1, 2017 (\$75,000 for the period from February 20, 2016 to December 31, 2016) (the "Sponsor Fee"). The Sponsor Fee was paid in consideration of the Sponsor's advisory services to the Fund. Additionally, Sit received an annual fee, monthly in arrears, for its services equal to 0.50% effective January 27, 2016 of the Fund's average daily net assets. As of February 19, 2015, Sit had agreed to waive its license and service fee ("CTA fee") to the extent necessary, and the Sponsor had voluntarily agreed to correspondingly assume the remaining expenses of the Fund such that Fund expenses did not exceed an annual rate of 1.50%, excluding brokerage commissions and interest expense, of the value of the Fund's average daily net assets (the "Expense Cap"). The assumption of expenses and waiver of the CTA fee were contractual on the part of the Sponsor and Sit, respectively. See Note 12.

The waiver of the CTA fees, pursuant to the undertaking, amounted to \$22,330 and \$13,065 for the three months ended December 31, 2017 and December 31, 2016, respectively, and \$49,453 and \$29,400 for the six months ended December 31, 2017 and December 31, 2016, respectively, as disclosed in the Statements of Operations. The Fund currently accrues its daily expenses up to the Expense Cap. At the end of each month, the accrued amount is remitted to the Sponsor as the Sponsor has assumed, and is responsible for the payment of, the routine operational, administrative and other ordinary expenses of the Fund in excess of the Expense Cap which aggregated \$-0- and \$90,299 for the three months ended December 31, 2017 and December 31, 2016, respectively, and \$10,686 and \$170,290 for the six months ended December 31, 2017 and December 31, 2016, respectively, as disclosed in the Statements of Operations. See Note 12.

(b) The Administrator, Custodian, Fund Accountant and Transfer Agent

The Fund has appointed U.S. Bank, a national banking association, with its principal office in Milwaukee, Wisconsin, as the custodian (the "Custodian"). Its affiliate, U.S. Bancorp Fund Services, is the Fund accountant ("the Fund accountant") of the Fund, transfer agent (the "Transfer Agent") for Fund shares and administrator for the Fund (the "Administrator"). It performs certain administrative and accounting services for the Fund and prepares certain SEC, NFA and CFTC reports on behalf of the Fund. (U.S. Bank and U.S. Bancorp Fund Services are referred to collectively hereinafter as "U.S. Bank").

Effective February 19, 2016, the Fund has agreed to pay U.S. Bank 0.05% of assets under management ("AUM"), with a \$50,000 minimum annual fee payable for its administrative, accounting and transfer agent services and 0.01% of AUM, with an annual minimum of \$4,800 for custody services. For the first year of services, the Fund paid U.S. Bank 0.05% of AUM, with a \$45,000 minimum annual fee payable for its administrative, accounting and transfer agent services and 0.01% of AUM, with an annual minimum of \$4,800 for custody services. The Fund paid U.S. Bank \$14,040 and \$13,812 for the three months ended December 31, 2017 and December 31, 2016, respectively, and \$28,080 and \$27,624 for the six months ended December 31, 2017 and December 31, 2016, respectively, as disclosed in the Statements of Operations.

(c) The Distributor

Effective April 1, 2017, the Fund pays ETFMG Financial LLC. ("Distributor"), an affiliate of the Sponsor, an annual fee for statutory and wholesaling distribution services and related administrative services equal to the greater of \$15,000 or 0.02% of the Fund's average daily net assets, payable monthly. Pursuant to the Marketing Agent Agreement between the Sponsor, the Fund and the Distributor, the Distributor assists the Sponsor and the Fund with certain functions and duties relating to distribution and marketing services to the Fund, including reviewing and approving marketing materials and certain regulatory compliance matters. The Distributor also assists with the processing of creation and redemption orders.

ALPS Distributors, Inc. ("ALPS") provided statutory and wholesaling distribution services to the Fund from December 1, 2015 through March 31, 2017. The Fund paid an annual fee for such distribution services and related administrative services equal to \$15,000 plus 0.02% of the Fund's average daily net assets, payable monthly. This fee had two components, with a portion of the fee paid to ALPS for the statutory distribution services and a portion paid to the Sponsor for the related administrative services. Pursuant to the Marketing Agent Agreement between the Sponsor, the Fund and the ALPS, the former distributor assisted the Sponsor and the Fund with certain functions and duties relating to distribution and marketing services to the Fund, including reviewing and approving marketing materials and certain regulatory compliance matters. ALPS also assisted with the processing of creation and redemption orders.

The Fund incurred \$4,410 and \$3,955 in distribution and related administrative services for the three months ended December 31, 2017 and December 31, 2016, and \$8,818 and \$7,766 for the six months ended December 31, 2017 and December 31, 2016, respectively, as disclosed in the Statements of Operations.

The Fund also pays the Sponsor an annual fee for wholesale support services equal to 0.1% of the Fund's average daily net assets, payable monthly.

The Fund incurred \$7,496 and \$2,613 in wholesale support fees for the three months ended December 31, 2017 and December 31, 2016, respectively, and \$12,920 and \$5,875 for the six months ended December 31, 2017 and December 31, 2016, respectively, as disclosed in the Statements of Operations.

(d) The Commodity Broker

SG Americas Securities, LLC (the "Commodity Broker"), a Delaware limited liability company, serves as the Fund's clearing broker. In its capacity as clearing broker, the Commodity Broker executes and clears the Fund's futures transactions and performs certain administrative services for the Fund.

The Fund pays respective brokerage commissions, including applicable exchange fees, National Futures Association ("NFA") fees, give-up fees, pit brokerage fees and other transaction related fees and expenses charged in connection with trading activities in CFTC regulated investments. Brokerage commissions on futures contracts are recognized on a half-turn basis.

The Sponsor does not expect brokerage commissions and fees to exceed 0.09% of the net asset value of the Fund for execution and clearing services on behalf of the Fund, although the actual amount of brokerage commissions and fees in any year or any part of any year may be greater. The effects of trading spreads, financing costs associated with financial instruments, and costs relating to the purchase of U.S. Treasury Securities or similar high credit quality short-term fixed-income or similar securities are not included in the foregoing analysis. The Fund incurred \$10,738 and \$5,593 in brokerage commissions and fees for the three months ended December 31, 2017 and December 31, 2016, respectively, and \$18,897 and \$11,970 for the six months ended December 31, 2017 and December 31, 2016, respectively, as disclosed in the Statements of Operations.

ETF MANAGERS GROUP COMMODITY TRUST I
Notes to Interim Financial Statements
December 31, 2017 (unaudited) (continued)

(e) The Trustee

Under the Amended and Restated Declaration of Trust and Trust Agreement (the “Trust Agreement”), Wilmington Trust Company, the Trustee of the Fund (the “Trustee”) serves as the sole trustee of the Fund in the State of Delaware. The Trustee will accept service of legal process on the Fund in the State of Delaware and will make certain filings under the Delaware Statutory Trust Act. Under the Trust Agreement, the Sponsor has the exclusive management and control of all aspects of the business of the Fund. The Trustee does not owe any other duties to the Fund, the Sponsor or the Shareholders of the Fund. The Trustee has no duty or liability to supervise or monitor the performance of the Sponsor, nor does the Trustee have any liability for the acts or omissions of the Sponsor. The Fund incurred \$1,260 and \$1,260, in trustee fees for the three months ended December 31, 2017 and December 31, 2016, respectively, and \$2,520 and \$2,520 for the six months ended December 31, 2017 and December 31, 2016, respectively, which is included in Other Expenses in the Statements of Operations.

(f) Routine Offering, Operational, Administrative and Other Ordinary Expenses

Through December 31, 2017, the Sponsor, in accordance with the Fund’s Expense Cap limitation paid all of the routine offering, operational, administrative and other ordinary expenses of the Fund in excess of 1.50% (excluding brokerage commissions and interest expense) of the Fund’s average daily net assets, including, but not limited to, accounting and computer services, the fees and expenses of the Trustee, Administrator, Custodian, Transfer Agent and Distributor, legal and accounting fees and expenses, tax return preparation expenses, filing fees, and printing, mailing and duplication costs. The Fund incurred \$145,510 and \$148,153 for the three months ended December 31, 2017 and December 31, 2016, respectively, and \$272,846 and \$299,860 for the six months ended December 31, 2017 and December 31, 2016, respectively, in routine offering, operational, administrative or other ordinary expenses. See Note 12.

The CTA fee waiver by Sit and the assumption of Fund expenses above the Expense Cap by the Sponsor, pursuant to the undertaking (as discussed in Note 4a), amounted to \$22,330 and \$-0-, respectively, for the three months ended December 31, 2017, \$13,065 and \$90,299, respectively, for the three months ended December 31, 2016, \$49,453 and \$-0-, respectively, for the six months ended December 31, 2017, and \$29,400 and \$170,290, respectively, for the six months ended December 31, 2016. See Note 12.

(g) Organizational and Offering Costs

Expenses incurred in connection with organizing the Fund and up to the offering of its Shares upon commencement of its investment operations on February 19, 2015, were paid by the Sponsor and Sit without reimbursement.

Accordingly, all such expenses are not reflected in the Statements of Operations. The Fund will bear the costs of its continuous offering of Shares and ongoing offering expenses. Such ongoing offering costs will be included as a portion of the Routine Offering, Operational, Administrative and Other Ordinary Expenses. These costs will include registration fees for regulatory agencies and all legal, accounting, printing and other expenses associated therewith. These costs will be accounted for as a deferred charge and thereafter amortized to expense over twelve months on a straight-line basis or a shorter period if warranted. For the three months ended December 31, 2017 and December 31, 2016, respectively, and for the six months ended December 31, 2017 and December 31, 2016, respectively, the Fund did not incur such expenses.

(h) Extraordinary Fees and Expenses

The Fund will pay all extraordinary fees and expenses, if any. Extraordinary fees and expenses are fees and expenses which are nonrecurring and unusual in nature, such as legal claims and liabilities, litigation costs or indemnification or other unanticipated expenses. Such extraordinary fees and expenses, by their nature, are unpredictable in terms of timing and amount. For the three months ended December 31, 2017 and 2016, respectively, and for the six months ended December 31, 2017 and December 31, 2016, respectively, the Fund did not incur such expenses.

ETF MANAGERS GROUP COMMODITY TRUST I
Notes to Interim Financial Statements
December 31, 2017 (unaudited) (continued)

(5) Creations and Redemptions

The Fund issues and redeems Shares from time to time, but only in one or more Creation Baskets. A Creation Basket is a block of 50,000 Shares of the Fund. Baskets may be created or redeemed only by Authorized Participants.

Except when aggregated in Creation Baskets, the Shares are not redeemable securities. Retail investors, therefore, generally will not be able to purchase or redeem Shares directly from or with the Fund. Rather, most retail investors will purchase or sell Shares in the secondary market with the assistance of a broker. Thus, some of the information contained in these Notes to Financial Statements – such as references to the Transaction Fee imposed on creations and redemptions – is not relevant to retail investors.

(a) Transaction Fees on Creation and Redemption Transactions

In connection with orders to create and redeem one or more Creation Baskets, an Authorized Participant is required to pay a transaction fee, or AP Transaction Fee, of \$500 per order, which goes directly to the Custodian. The AP Transaction Fees are paid by the Authorized Participants and not by the Fund.

(b) Share Transactions

Summary of Share Transactions for the Three Months Ended December 31, 2017		
	Shares	Net Assets Increase (Decrease)
Shares Sold	450,000	\$ 10,548,270
Shares Redeemed	(200,000)	(4,675,760)
Net Increase (Decrease)	250,000	\$ 5,872,510

Summary of Share Transactions for the Three Months Ended December 31, 2016		
	Shares	Net Assets Increase (Decrease)
Shares Sold	50,000	\$ 1,176,905
Shares Redeemed	(50,000)	(1,156,240)
Net Increase (Decrease)	—	\$ 20,665

Summary of Share Transactions for the Six Months Ended December 31, 2017		
	Shares	Net Assets Increase (Decrease)
Shares Sold	750,000	\$ 17,374,015
Shares Redeemed	(250,000)	(5,823,990)
Net Increase (Decrease)	500,000	\$ 11,550,025

Summary of Share Transactions for the Six Months Ended December 31, 2016		
	Shares	Net Assets Increase (Decrease)
Shares Sold	50,000	\$ 1,176,905
Shares Redeemed	(350,000)	(7,908,070)
Net Increase (Decrease)	(300,000)	\$ 6,731,165

(6) Risk

(a) Investment Related Risk

The NAV of the Fund's shares relates directly to the value of the U.S. treasuries, cash and cash equivalents held by the Fund and the portfolio's negative effective duration established and maintained through the Fund's investment in Treasury Instruments. Fluctuations in the prices of these assets could materially adversely affect the value and performance of an investment in the Fund's shares. Past performance is not necessarily indicative of future results; all or substantially all of an investment in the Fund could be lost.

Investments in debt securities typically decrease in value when interest rates rise, however, the Fund attempts to maintain a portfolio with a negative effective duration and therefore anticipates that an increase in interest rates may increase the Fund's value, and a decrease in rates may lower the Fund's value. The NAV of the Fund's shares relates directly to the value of U.S. Treasuries and Treasury Instruments held by the Fund which are materially impacted by interest rate movements. The magnitude of the impact on value from a change in interest rates is often greater for longer-term fixed income than shorter-term securities. Interest rates have been near historic lows since the market events of 2008 and may remain low.

Interest rate movements are heavily influenced by the action of the Board of Governors of the Federal Reserve System and other central banks. Their actions are based on judgments and policies which involve numerous political and economic factors which are unpredictable. Recent interest rate and monetary policies have been unprecedented and may continue to be so.

ETF MANAGERS GROUP COMMODITY TRUST I
Notes to Interim Financial Statements
December 31, 2017 (unaudited) (continued)

The Fund attempts to track a portfolio benchmark. The performance of the Fund may not closely track the performance of the benchmark portfolio for a variety of reasons. For example, the Fund incurs operating expenses and portfolio transaction costs not incurred by the benchmark. The Fund is also required to manage cash flows and may experience operational inefficiencies the benchmark does not. In addition, the Fund may not be fully invested in the contents of its benchmark at all times or may hold securities not included in its benchmark.

The Fund invests in Treasury Instruments and U.S. treasuries with exposure to different maturity dates. Generally, the Fund's exposure to securities with maturities of 2 and 5 years will be greater than its exposure to securities with maturities of 10 years. Interest rates do not change uniformly for U.S. Treasuries of different maturities and therefore if interest rates rise, the investment performance of the Fund will be impacted by the Fund's current maturity exposure which may be different from the expectations of the Sponsor and investors in the Fund. At any time, the Fund's maturity exposure may not be optimal with respect to a movement in interest rates which would negatively impact performance.

(b) Liquidity Risk

In certain circumstances, such as the disruption of the orderly markets for the futures contracts or Financial Instruments in which the Fund invests, the Fund might not be able to dispose of certain holdings quickly or at prices that represent what the market value may have been in an orderly market. Futures and option positions cannot always be liquidated at the desired price. It is difficult to execute a trade at a specific price when there is a relatively small volume of buy and sell orders in a market. A market disruption can also make it difficult to liquidate a position. The large size of the positions that the Fund may acquire increases the risk of illiquidity both by making its positions more difficult to liquidate and by potentially increasing losses while trying to do so. Such a situation may prevent the Fund from limiting losses, realizing gains or achieving a high correlation with the Benchmark Portfolio.

(7) Profit and Loss Allocations and Distributions

Pursuant to the Trust Agreement, income and expenses are allocated *pro rata* among the Shareholders monthly based on their respective percentage interests as of the close of the last trading day of the preceding month. Any losses allocated to the Sponsor which are in excess of the Sponsor's capital balance are allocated to the Shareholders in accordance with their respective interest in the Fund as a percentage of total Shareholders' capital. Distributions (other than redemption of units) may be made at the sole discretion of the Sponsor on a *pro rata* basis in accordance with the respective interests of the Shareholders.

(8) Indemnifications

The Sponsor, either in its own capacity or in its capacity as the Sponsor and on behalf of the Fund, has entered into various service agreements that contain a variety of representations, or provide indemnification provisions related to certain risks service providers undertake in performing services which are in the best interests of the Fund. As of December 31, 2017, the Fund had not received any claims or incurred any losses pursuant to these agreements and expects the risk of such losses to be remote.

(9) Termination

The term of the Fund is perpetual unless terminated earlier in certain circumstances as described in the Prospectus.

ETF MANAGERS GROUP COMMODITY TRUST I
Notes to Interim Financial Statements
December 31, 2017 (unaudited) (continued)

(10) Net Asset Value and Financial Highlights

The Fund is presenting the following net asset value and financial highlights related to investment performance for a Share outstanding throughout the three months ended December 31, 2017 and December 31, 2016, respectively, and the six months ended December 31, 2017 and December 31, 2016, respectively. The net investment income and total expense ratios are calculated using average net assets. The net asset value presentation is calculated by dividing the Fund's net assets by the average daily number of Shares outstanding. The net investment income (loss) and expense ratios have been annualized. The total return is based on the change in net asset value and market value of the Shares during the period. An individual investor's return and ratios may vary based on the timing of their transactions in Fund Shares.

	Three Months Ended December 31,		Six Months Ended December 31,	
	2017	2016	2017	2016
Net Asset Value				
Net asset value per Share, beginning of period	\$ 23.12	\$ 22.56	\$ 23.15	\$ 22.33
Net investment income (loss)	(0.03)	(0.09)	(0.07)	(0.17)
Net realized and unrealized gain (loss)	0.56	1.21	0.57	1.52
Net Income (Loss)	0.53	1.12	0.50	1.35
Net Asset Value per Share, end of period	\$ 23.65	\$ 23.68	\$ 23.65	\$ 23.68
Market Value per Share, end of period	\$ 23.76	\$ 23.77(a)	\$ 23.76	\$ 23.77(a)
Ratios to Average Net Assets*				
Expense Ratio***	1.64%	1.66%	1.65%	1.70%
Expense Ratio*** before Waiver/Assumption	1.94%	5.49%	2.11%	5.10%
Net Investment Income (Loss)	(0.57)%	(1.46)%	(0.61)%	(1.49)%
Total Return, at Net Asset Value**	2.29%	4.96%	2.16%	6.03%
Total Return, at Market Value**	3.17%	5.55%	3.21%	6.40%

(a) Represents the closing bid/ask mean as of December 31, 2016.

* Percentages are annualized.

** Percentages are not annualized.

*** As of February 19, 2015 and through December 31, 2017, Fund expenses had been capped at 1.50% of average daily net assets, plus brokerage commissions and interest expense, as disclosed in Note 4. Effective January 1, 2018, Fund expenses have been capped at 1.00% of average daily net assets, plus brokerage commissions and interest expense (See Note 12).

(11) New Accounting Pronouncements

In October 2016, the Securities and Exchange Commission (SEC) issued Final Rule Release No. 33-10231, Investment Company Reporting Modernization (the Release). The Release calls for adoption of new rules and forms as well as amendments to its rules and forms to modernize the reporting and disclosure of information by registered investment companies. The SEC is adopting amendments to Regulation S-X, which will require standardized, enhanced disclosure about derivatives in investment company financial statements, as well as other amendments. The updates to Regulation S-X were effective August 1, 2017 and may result in additional disclosure relating to the presentation of derivatives and certain other financial instruments. These updates will have no impact on the Fund's net assets or results of operations.

In November 2016, FASB issued a new Accounting Standards Update No. 2016-18, "Statement of Cash Flows (Topic 230), Restricted Cash, a consensus of the FASB's Emerging Issues Task Force" (ASU 2016-18"). ASU 2016-18 requires that a statement of cash flows explain the change during the period in the total of cash, cash equivalents, and amounts generally described as restricted cash and restricted cash equivalents. Therefore, amounts generally described as restricted cash and restricted cash equivalents should be included with cash and cash equivalents when reconciling the beginning-of-period and end-of-period total amounts shown on the statement of cash flows. The amendments in ASU 2016-18 do not provide a definition of restricted cash or restricted cash equivalents. ASU 2016-18 is effective for interim and annual reporting periods beginning after December 15, 2017. This update will have no impact on the Fund's Statements of Cash Flows.

(12) Subsequent Events

Effective January 1, 2018, the Sponsor has agreed to waive receipt of the Sponsor Fee and/or assume the Fund's expenses (excluding brokerage fees, interest expense, and extraordinary expenses) so that the Fund's total annual expenses do not exceed 1.00% per annum through January 31, 2019.

Further, the CTA fee, calculated daily and paid monthly in arrears was reduced from .50% per annum to .20% per annum of average daily net assets.

In addition to the reduction in the expense limit, effective January 1, 2018, the Sponsor Fee, calculated daily and paid monthly, became the greater of 0.15% of its average daily net assets, or \$75,000, and the fees for Principal Financial Officer and Chief Compliance Officer services provided to the Fund by the Sponsor were each increased to \$25,000 per annum. Certain additional fees paid to the Sponsor for tax return preparation and regulatory reporting fees were also increased. The Sponsor Fee, fees for the Principal Financial Officer and Chief Compliance Officer, and fees for tax return preparation and regulatory reporting reflect the level of fees charged to the Fund prior to January 1, 2017.

Item 2. Management’s Discussion and Analysis of Financial Condition and Results of Operations.

This information should be read in conjunction with the financial statements and notes included in Item 1 of Part I of this Quarterly Report (the “Report”). The discussion and analysis which follows may contain trend analysis and other forward-looking statements within the meaning of Section 21E of the Securities Exchange Act of 1934 which reflect our current views with respect to future events and financial results. Words such as “anticipate,” “expect,” “intend,” “plan,” “believe,” “seek,” “outlook” and “estimate,” as well as similar words and phrases, signify forward-looking statements. ETF Managers Group Commodity Trust I’s forward-looking statements are not guarantees of future results and conditions, and important factors, risks and uncertainties may cause our actual results to differ materially from those expressed in our forward-looking statements.

You should not place undue reliance on any forward-looking statements. Except as expressly required by the Federal securities laws, ETF Managers Capital, LLC undertakes no obligation to publicly update or revise any forward-looking statements or the risks, uncertainties or other factors described in this Report, as a result of new information, future events or changed circumstances or for any other reason after the date of this Report.

Overview

The Trust is a Delaware statutory trust formed on July 23, 2014. It is a series trust currently consisting of one publicly listed series: Sit Rising Rate ETF (the “Fund”). The Trust also includes one additional series, the Breakwave Dry Bulk Shipping ETF (“BDRY”) that may be publicly offered in the future but, as of December 31, 2017, the Fund is currently the Trust’s only publicly offered series. The Fund issues common units, called the “Shares,” representing fractional undivided beneficial interests in the Fund. The Trust and the Fund operate pursuant to the Trust’s Amended and Restated Declaration of Trust and Trust Agreement (the “Trust Agreement”).

The Sponsor has the power and authority to establish and designate one or more series and to issue shares thereof, from time to time as it deems necessary or desirable. The Sponsor has exclusive power to fix and determine the relative rights and preferences as between the shares of any series as to the right of redemption, special and relative rights as to dividends and other distributions and on liquidation, conversion rights, and conditions under which the series shall have separate voting rights or no voting rights. The term for which the Trust is to exist commenced on the date of the filing of the Certificate of Trust, and the Trust, the Fund, and any additional series created in the future will exist in perpetuity, unless earlier terminated in accordance with the provisions of the Trust Agreement. Separate and distinct records shall be maintained for each Fund and the assets associated with a Fund shall be held in such separate and distinct records (directly or indirectly, including a nominee or otherwise) and accounted for in such separate and distinct records separately from the assets of any other series. The Fund and each future series will be separate from all such series in respect of the assets and liabilities allocated to the Fund and each separate series and will represent a separate investment portfolio of the Trust.

The sole Trustee of the Trust is Wilmington Trust, N.A. (the “Trustee”), and the Trustee serves as the Trust’s corporate trustee as required under the Delaware Statutory Trust Act (“DSTA”). The Trustee’s principal offices are located at 1100 North Market Street, Wilmington, Delaware 19890. The Trustee is unaffiliated with the Sponsor. The rights and duties of the Trustee and the Sponsor with respect to the offering of the Shares and Fund management and the shareholders are governed by the provisions of the DSTA and by the Trust Agreement.

On January 29, 2015, the initial Form S-1 for the Fund was declared effective by the U.S. Securities and Exchange Commission (“SEC”). On January 8, 2015, 4 Creation Baskets for the Fund were issued representing 200,000 shares and \$5,000,000. The Fund began trading on the New York Stock Exchange (“NYSE”) Arca on February 19, 2015.

The Fund is designed and managed to track the performance of a portfolio (the “Benchmark Portfolio”) consisting of exchange traded futures contracts and options on futures on 2, 5 and 10-year U.S. Treasury securities (“Treasury Instruments”) weighted to achieve a targeted negative 10-year average effective portfolio duration (the “Benchmark Component Instruments”).

The Investment Objective of the Fund

The Fund's investment objective is to profit from rising interest rates by tracking the performance of the Benchmark Portfolio consisting of exchange traded futures contracts and options on futures on 2, 5 and 10-year U.S. Treasury securities weighted to achieve a targeted negative 10-year average effective portfolio duration. The Fund seeks to achieve its investment objective by investing in the Benchmark Component Instruments currently constituting the Benchmark Portfolio.

The Benchmark Portfolio

The Benchmark Portfolio is maintained by Sit Fixed Income Advisors II, LLC ("Sit"), which also serves as the Fund's commodity trading advisor. The Benchmark Portfolio will be rebalanced, reconstituted, or both, monthly (typically on the 15th of each month or on the next business day if the 15th is a holiday, weekend, or other day on which the national exchanges are closed) to maintain a negative 10-year average effective duration. The Benchmark Portfolio and the Fund will each maintain a short position in Treasury Instruments. The Fund does not use futures contracts or options to obtain leveraged investment results.

The Fund will not invest in swaps or other over-the-counter derivative instruments.

The Benchmark Component Instruments currently constituting the Benchmark Portfolio as of December 31, 2017 include:

Name	Ticker	Market Value USD
US 10YR FUT OPTN FEB18P 124.5	TYG8P124.5	\$ 63,281
UNITED STATES TREAS BILLS	912796NX3	30,409,644
US 5YR NOTE MAR18	FVH8	(36,475,516)
US 2 YR NOTE MAR18	TUH8	(60,164,735)
US 5YR FUTR OPTN FEB18C 116	FVG8C116	(19,250)

The Benchmark Component Instruments currently constituting the Benchmark Portfolio and anticipated rebalancing dates, as well as the daily holdings of the Fund, are available on the Fund's website at www.risingrateetf.com.

The weighting of the Treasury Instruments constituting the Benchmark Component Instruments will be based on each maturity's duration contribution. The expected range for the duration weighted percentage of the 2-year and 5-year maturity Treasury Instruments will be from 30% to 70%. The expected range for the duration weighted percentage of the 10-year maturity Treasury Instruments will be from 5% to 25%. The relative weightings of the Benchmark Component Instruments will be shifted between maturities when there are material changes in the shape of the yield curve, for example, if the Federal Reserve began raising short term interest rates more than long term interest rates. In such an instance, Sit, which maintains the Benchmark Portfolio, will increase the weightings of the 2-year and reduce the weighting in the 10-year maturity Treasury Instruments. Conversely, Sit will do the opposite if the Federal Reserve began raising long term interest rates more than short term interest rates. Reconstitution and rebalancing each will occur monthly, on the 15th, except for as noted above or if there are radical changes in the yield curve such that effective duration is outside of a range from negative nine to negative 11-year average effective duration, in which case Sit will adjust the maturities of the Treasury Instruments before the next expected monthly reconstitution.

The Sponsor anticipates that approximately 5% to 15% of the Fund's assets will be used as payment for or collateral for Treasury Instruments. In order to collateralize its Treasury Instrument positions, the Fund will hold such assets, from which it will post margin to its FCM, in an amount equal to the margin required by the relevant exchange, and transfer to its FCM any additional amounts that may be separately required by the FCM. When establishing positions in Treasury Instruments, the Fund will be required to deposit initial margin with a value of approximately 3% to 10% of the value of each Treasury Instrument position at the time it is established. These margin requirements are subject to change from time to time by the exchange or the FCM. On a daily basis, the Fund will be obligated to pay, or entitled to receive, variation margin in an amount equal to the change in the daily settlement level of its Treasury Instruments positions. Any assets not required to be posted as margin with the FCM will be held at the Fund's administrator in cash or cash equivalents as discussed below.

The Benchmark Portfolio will be invested in Benchmark Component Instruments and rebalanced, as noted above, to maintain a negative average effective portfolio duration of approximately 10 years. Duration is a measure of estimated price sensitivity relative to changes in interest rates. Portfolios with longer durations are typically more sensitive to changes in interest rates. For example, if interest rates rise by 1%, the market value of a security with an effective duration of 5 years would decrease by 5%, with all other factors being constant, and likewise the market value of a security with an effective duration of negative 5 years would increase by 5%, with all other factors being constant. Duration estimates are based on assumptions by Sit and are subject to a number of limitations. Duration is a more accurate estimate of price sensitivity provided interest rate changes are small and occur equally in short-term and long-term securities. Investments in debt securities typically decrease in value when interest rates rise. The risk is usually greater for longer-term debt securities.

The Fund will incur certain expenses in connection with its operations. The Fund will hold cash or cash equivalents such as U.S. Treasuries or other high credit quality, short-term fixed-income or similar securities for direct investment or as collateral for the Treasury Instruments and for other liquidity purposes and to meet redemptions that may be necessary on an ongoing basis. These expenses and income from the cash and cash equivalent holdings may cause imperfect correlation between changes in the Fund's NAV and changes in the Benchmark Portfolio, because the Benchmark Portfolio does not reflect expenses or income.

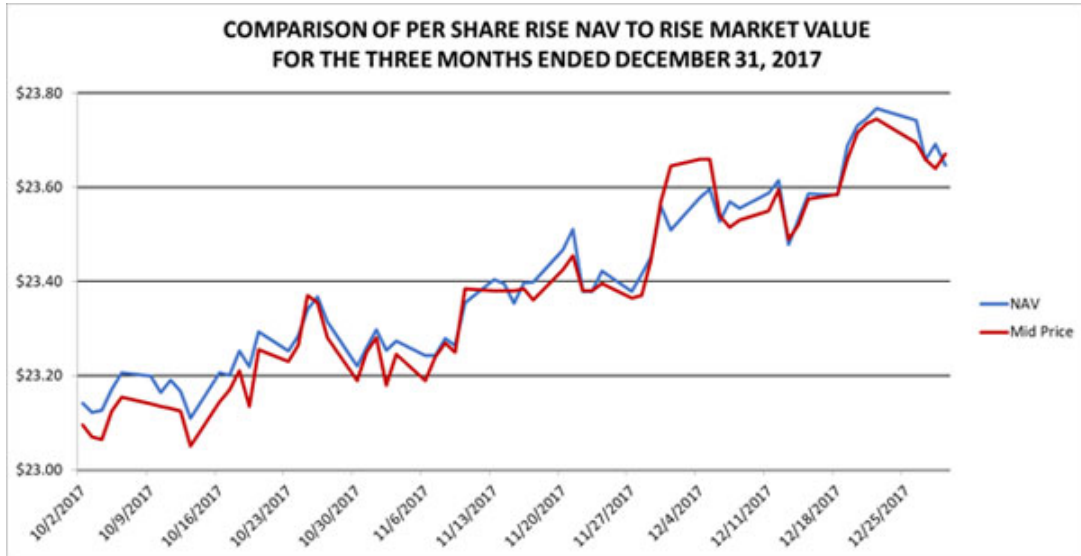
The Sponsor

ETF Managers Capital, LLC is the sponsor of the Trust and the Fund. The Sponsor is a Delaware limited liability company, formed on June 12, 2014. The principal office is located at 30 Maple Street, Suite 2, Summit, NJ 07901. The Sponsor is registered as a commodity pool operator ("CPO") with the Commodity Futures Trading Commission ("CFTC") and became a member of the National Futures Association ("NFA") on September 23, 2014. The Trust and the Fund operate pursuant to the Trust Agreement.

The Sponsor is a wholly-owned subsidiary of Exchange Traded Managers Group LLC ("ETFMG"), a limited liability company domiciled and headquartered in New Jersey. The Sponsor maintains its main business office at 30 Maple Street, Suite 2, Summit, NJ 07901.

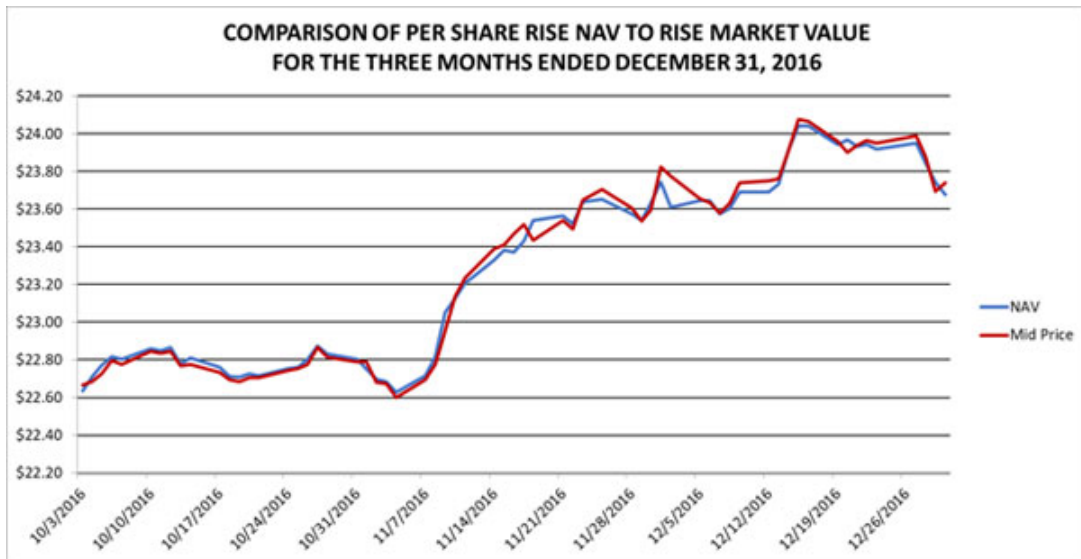
Under the Trust Agreement, the Sponsor has exclusive management and control of all aspects of the Trust's business. The Trustee has no duty or liability to supervise the performance of the Sponsor, nor will the Trustee have any liability for the acts or omissions of the Sponsor. The shareholders have no voice in the day to day management of the business and operations of the Fund and the Trust, other than certain limited voting rights as set forth in the Trust Agreement. In the course of its management of the business and affairs of the Fund and the Trust, the Sponsor may, in its sole and absolute discretion, appoint an affiliate or affiliates of the Sponsor as additional sponsors and retain such persons, including affiliates of the Sponsor, as it deems necessary to effectuate and carry out the purposes, business and objectives of the Trust.

Results of Operations



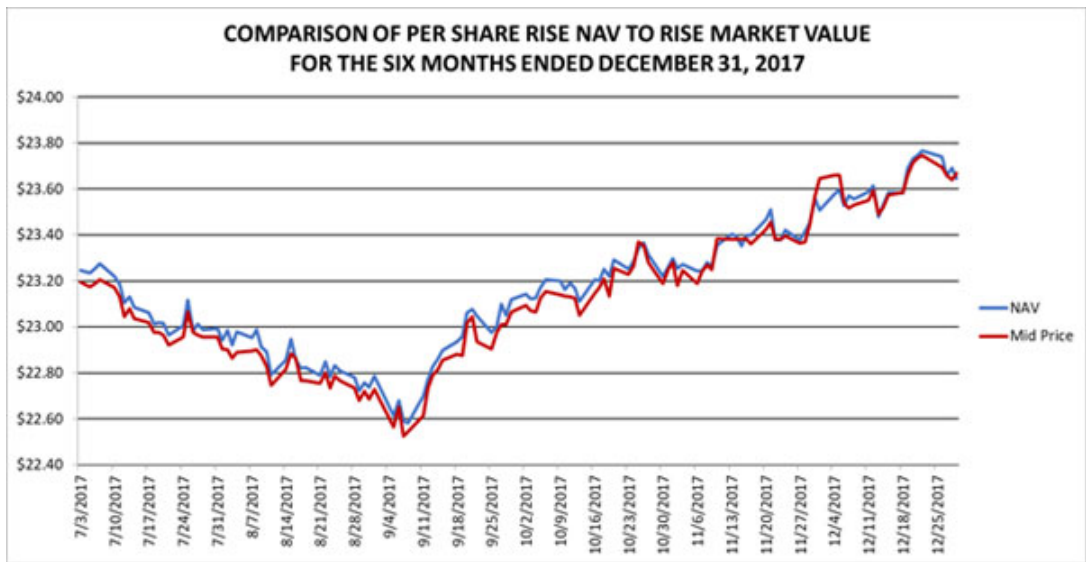
NEITHER THE PAST PERFORMANCE OF THE FUND NOR THE PRIOR INDEX LEVELS AND CHANGES, POSITIVE OR NEGATIVE, SHOULD BE TAKEN AS AN INDICATION OF THE FUND'S FUTURE PERFORMANCE.

The per Share market value of RISE and its NAV tracked closely for the three months ended December 31, 2017.



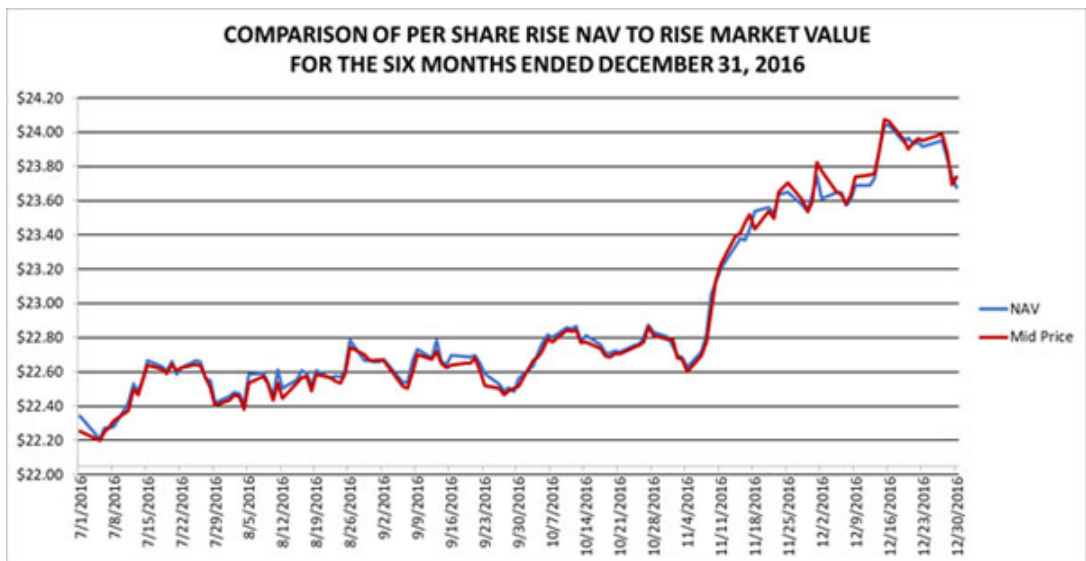
NEITHER THE PAST PERFORMANCE OF THE FUND NOR THE PRIOR INDEX LEVELS AND CHANGES, POSITIVE OR NEGATIVE, SHOULD BE TAKEN AS AN INDICATION OF THE FUND'S FUTURE PERFORMANCE.

The per Share market value of RISE and its NAV tracked closely for the three months ended December 31, 2016.



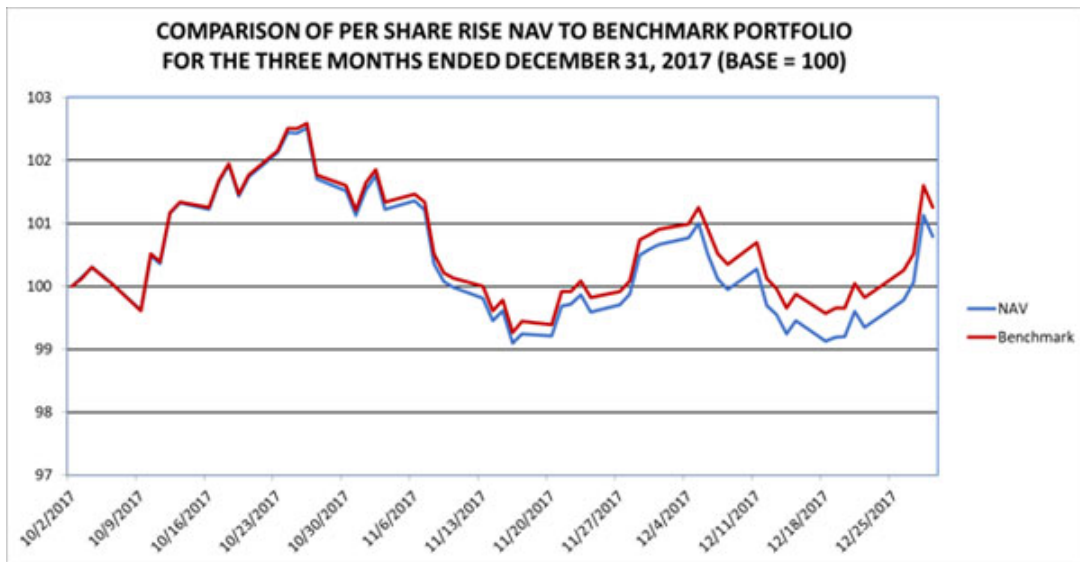
NEITHER THE PAST PERFORMANCE OF THE FUND NOR THE PRIOR INDEX LEVELS AND CHANGES, POSITIVE OR NEGATIVE, SHOULD BE TAKEN AS AN INDICATION OF THE FUND'S FUTURE PERFORMANCE.

The per Share market value of RISE and its NAV tracked closely for the six months ended December 31, 2017.



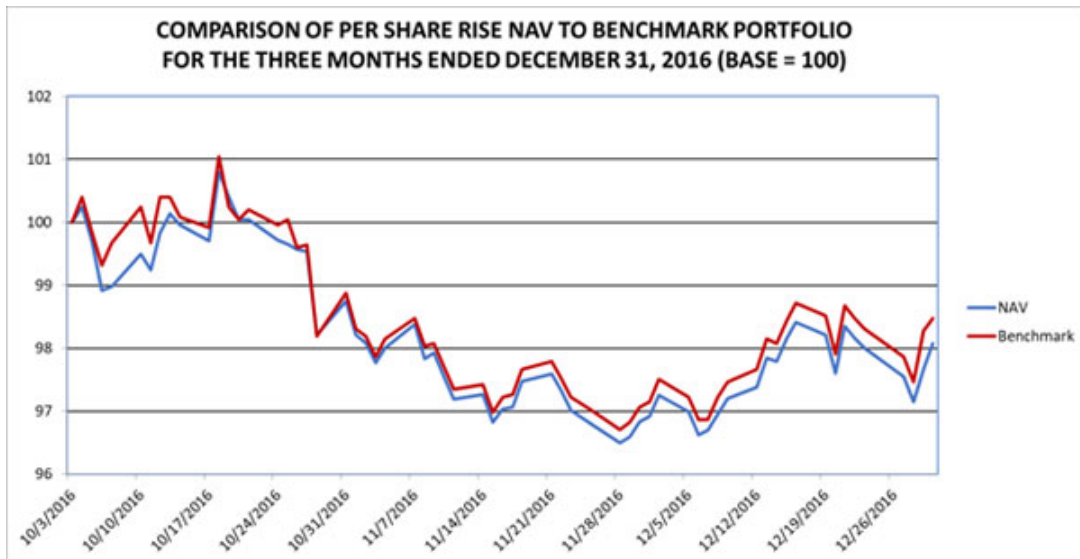
NEITHER THE PAST PERFORMANCE OF THE FUND NOR THE PRIOR INDEX LEVELS AND CHANGES, POSITIVE OR NEGATIVE, SHOULD BE TAKEN AS AN INDICATION OF THE FUND'S FUTURE PERFORMANCE.

The per Share market value of RISE and its NAV tracked closely for the six months ended December 31, 2016.



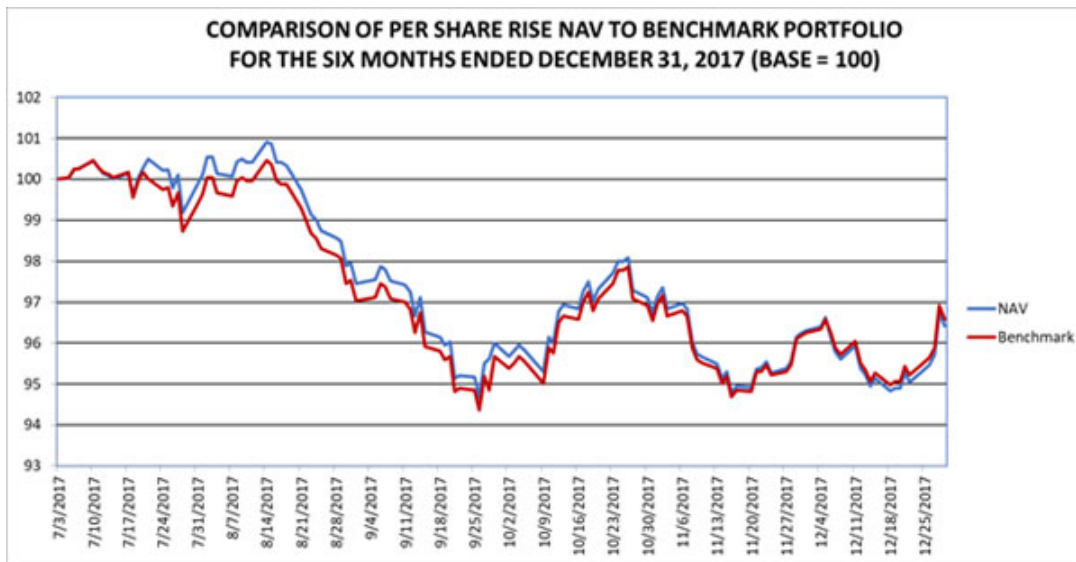
NEITHER THE PAST PERFORMANCE OF THE FUND NOR THE PRIOR BENCHMARK PORTFOLIO LEVELS AND CHANGES, POSITIVE OR NEGATIVE, SHOULD BE TAKEN AS AN INDICATION OF THE FUND'S FUTURE PERFORMANCE.

The graph above compares the return of RISE with the benchmark portfolio returns for the three months ended December 31, 2017. The difference in the NAV price and the benchmark value often results in the appearance of a NAV premium or discount to the benchmark. The difference is related to the cumulative impact on NAV of the Fund's income and expenses during the period presented in the chart above.



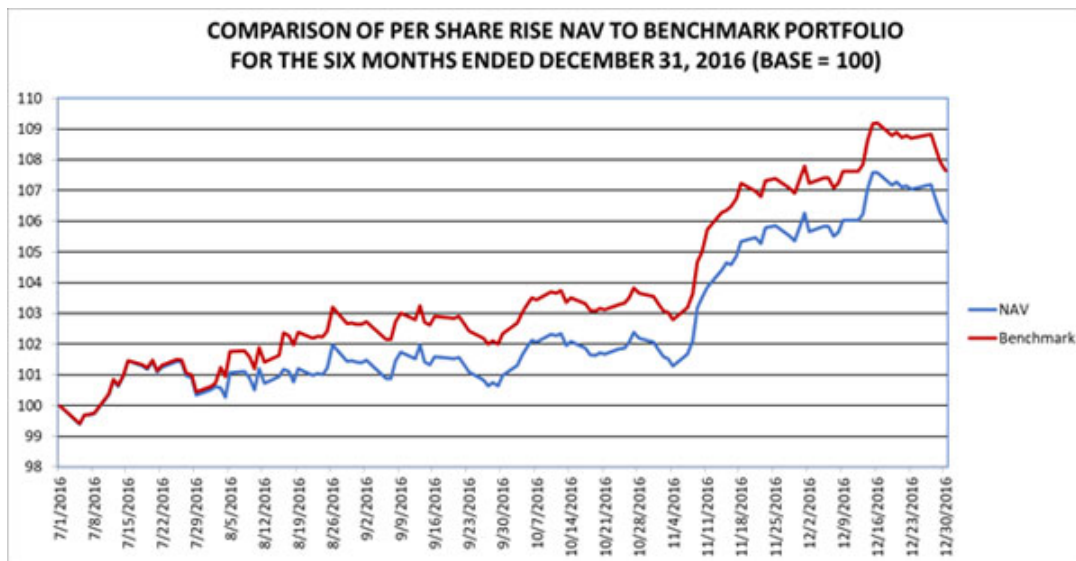
NEITHER THE PAST PERFORMANCE OF THE FUND NOR THE PRIOR BENCHMARK PORTFOLIO LEVELS AND CHANGES, POSITIVE OR NEGATIVE, SHOULD BE TAKEN AS AN INDICATION OF THE FUND'S FUTURE PERFORMANCE.

The graph above compares the return of RISE with the benchmark portfolio returns for the three months ended December 31, 2016. The difference in the NAV price and the benchmark value often results in the appearance of a NAV discount to the benchmark. The difference is related to the cumulative impact on NAV of the Fund's expenses during the period presented in the chart above.



NEITHER THE PAST PERFORMANCE OF THE FUND NOR THE PRIOR BENCHMARK PORTFOLIO LEVELS AND CHANGES, POSITIVE OR NEGATIVE, SHOULD BE TAKEN AS AN INDICATION OF THE FUND'S FUTURE PERFORMANCE.

The graph above compares the return of RISE with the benchmark portfolio returns for the six months ended December 31, 2017. The difference in the NAV price and the benchmark value often results in the appearance of a NAV discount to the benchmark. The difference is related to the cumulative impact on NAV of the Fund's expenses during the period presented in the chart above.



NEITHER THE PAST PERFORMANCE OF THE FUND NOR THE PRIOR BENCHMARK PORTFOLIO LEVELS AND CHANGES, POSITIVE OR NEGATIVE, SHOULD BE TAKEN AS AN INDICATION OF THE FUND'S FUTURE PERFORMANCE.

The graph above compares the return of RISE with the benchmark portfolio returns for the year ended December 31, 2016. The difference in the NAV price and the benchmark value often results in the appearance of a NAV discount to the benchmark. The difference is related to the cumulative impact on NAV of the Fund's expenses.

FOR THE THREE MONTHS ENDED DECEMBER 31, 2017

Fund Share Price Performance

During the three months ended December 31, 2017, the NYSE Arca market value of each Share increased (+3.17%) from \$23.03 per Share, representing the closing trade on September 29, 2017, to \$23.76 per Share, representing the closing price on December 29, 2017. The Share price high and low for the three months ended December 31, 2017 and related change from the closing Share price on September 29, 2017 was as follows: Shares traded from a high of \$23.81 per Share (+3.39%) on December 22, 2017 and December 26, 2017 to a low of \$22.99 per Share (-0.17%) on October 13, 2017.

Fund Share Net Asset Performance

For the three months ended December 31, 2017, the net asset value of each Share increased (+2.29%) from \$23.12 per Share, representing the closing net asset value per Share on September 30, 2017, to \$23.65 per Share. Gains in the investments, futures and options contracts more than offset Fund expenses which resulted in the overall increase in the NAV per Share during the three months ended December 31, 2017.

Net income for the three months ended December 31, 2017, was \$643,981, resulting from net realized gains on investments, futures and options contracts of \$623,759, net unrealized gains on investments, futures and options contracts of \$63,170 and the net investment loss of \$42,948.

FOR THE THREE MONTHS ENDED DECEMBER 31, 2016

Fund Share Price Performance

During the three months ended December 31, 2016, the NYSE Arca market value of each Share increased (+5.55%) from \$22.52 per Share, representing the closing trade on September 30, 2016, to \$23.77 per Share, representing the closing price on December 31, 2016. The Share price high and low for the three months ended December 31, 2016 and related change from the closing Share price on September 30, 2016 was as follows: Shares traded from a high of \$24.09 per Share (+6.97%) on December 15, 2016 and December 16, 2016 to a low of \$22.60 per Share (+0.36%) on November 4, 2016.

Fund Share Net Asset Value Performance

For the three months ended December 31, 2016, the net asset value of each Share increased (+4.96%) from \$22.56 per Share, representing the closing net asset value per Share on September 30, 2016, to \$23.68 per Share. Gains in the investments, futures and options contracts more than offset Fund expenses which resulted in the overall increase in the NAV per Share during the three months ended December 31, 2016.

Net income for the three months ended December 31, 2016, was \$481,663, resulting from net realized gains on investments, futures and options contracts of \$440,450, net unrealized gains on investments, futures and options contracts of \$80,533, and the net investment loss of \$39,320.

FOR THE SIX MONTHS ENDED DECEMBER 31, 2017

Fund Share Price Performance

During the six months ended December 31, 2017, the NYSE Arca market value of each Share increased (+3.21%) from \$23.02 per Share, representing the closing trade on June 30, 2017, to \$23.76 per Share, representing the closing price on December 29, 2017. The Share price high and low for the six months ended December 31, 2017 and related change from the closing Share price on June 30, 2017 was as follows: Shares traded from a high of \$23.81 per Share (+3.43%) on December 22, 2017 and December 26, 2017 to a low of \$22.59 per Share (-1.87%) on August 29, 2017.

Fund Share Net Asset Performance

For the six months ended December 31, 2017, the net asset value of each Share increased (+2.16%) from \$23.15 per Share, representing the closing net asset value per Share on June 30, 2017, to \$23.65 per Share. Gains in the investments, futures and options contracts more than offset Fund expenses which resulted in the overall increase in the NAV per Share during the six months ended December 31, 2017.

Net income for the six months ended December 31, 2017, was \$720,853, resulting from net realized gains on investments, futures and options contracts of \$515,024, net unrealized gains on investments, futures and options contracts of \$284,660 and the net investment loss of \$78,831.

FOR THE SIX MONTHS ENDED DECEMBER 31, 2016

Fund Share Price Performance

During the six months ended December 31, 2016, the NYSE Arca market value of each Share increased (+6.40%) from \$22.34 per Share, representing the closing trade on June 30, 2016, to \$23.77 per Share, representing the closing price on December 31, 2016. The Share price high and low for the six months ended December 31, 2016 and related change from the closing Share price on June 30, 2016 was as follows: Shares traded from a high of \$24.09 per Share (+7.83%) on December 15, 2016 and December 16, 2016 to a low of \$22.17 per Share (-0.76%) on July 5, 2016.

Fund Share Net Asset Value Performance

For the six months ended December 31, 2016, the net asset value of each Share increased (+6.03%) from \$22.33 per Share, representing the closing net asset value per Share on June 30, 2016, to \$23.68 per Share. Gains in the investments, futures and options contracts more than offset Fund expenses which resulted in the overall increase in the NAV per Share during the six months ended December 31, 2016.

Net income for the six months ended December 31, 2016, was \$640,897, resulting from net realized gains on investments, futures and options contracts of \$374,324, net unrealized gains on investments, futures and options contracts of \$354,400, and the net investment loss of \$87,827.

Calculating NAV

The Fund's NAV is calculated by:

- Taking the current market value of its total assets;
- Subtracting any liabilities; and
- Dividing that total by the total number of outstanding shares.

The Administrator calculates the NAV of the Fund once each NYSE Arca trading day. The NAV for a particular trading day is released after 4:00 p.m. New York time. Trading during the core trading session on the NYSE Arca typically closes at 4:00 p.m. New York time. The Administrator uses the CME closing price (determined at the earlier of the close of the CME or 2:30 p.m. New York time) for the contracts traded on the CME, but calculates or determines the value of all other Fund investments using market quotations, if available, or other information customarily used to determine the fair value of such investments as of the earlier of the close of the NYSE Arca or 4:00 p.m. New York time, in accordance with the current Administrative Agency Agreement among U.S. Bancorp Fund Services, the Fund and the Sponsor. "Other information" customarily used in determining fair value includes information consisting of market data in the relevant market supplied by one or more third parties including, without limitation, relevant rates, prices, yields, yield curves, volatilities, spreads, correlations or other market data in the relevant market; or information of the types described above from internal sources if that information is of the same type used by the Fund in the regular course of its business for the valuation of similar transactions. The information may include costs of funding, to the extent costs of funding are not and would not be a component of the other information being utilized. Third parties supplying quotations or market data may include, without limitation, dealers in the relevant markets, end-users of the relevant product, information vendors, brokers and other sources of market information.

In addition, in order to provide updated information relating to the Fund for use by investors and market professionals, the NYSE Arca calculates and disseminates throughout the core trading session on each trading day an updated indicative fund value. The indicative fund value is calculated by using the prior day's closing NAV per share of the Fund as a base and updating that value throughout the trading day to reflect changes in the most recently reported trade price for the futures and options held by the Fund traded on the CME. The indicative fund value share basis disseminated during NYSE Arca core trading session hours should not be viewed as an actual real time update of the NAV, because the NAV is calculated only once at the end of each trading day based upon the relevant end of day values of the Fund's investments.

The indicative fund value is disseminated on a per share basis every 15 seconds during regular NYSE Arca core trading session hours of 9:30 a.m. New York time to 4:00 p.m. New York time. The normal trading hours of the CME are 10:00 a.m. New York time to 2:30 p.m. New York time. This means that there is a gap in time at the beginning and the end of each day during which the Fund's shares are traded on the NYSE Arca, but real-time CME trading prices for contracts traded on the CME are not available. During such gaps in time the indicative fund value will be calculated based on the end of day price of such contracts from the CME's immediately preceding trading session. In addition, other investments and U.S. Treasuries held by the Fund will be valued by the Administrator, using rates and points received from client-approved third party vendors (such as Reuters and WM Company) and advisor quotes. These investments will not be included in the indicative fund value.

The NYSE Arca disseminates the indicative fund value through the facilities of CTA/CQ High Speed Lines. In addition, the indicative fund value is published on the NYSE Arca's website and is available through on-line information services such as Bloomberg and Reuters.

Dissemination of the indicative fund value provides additional information that is not otherwise available to the public and is useful to investors and market professionals in connection with the trading of the Fund shares on the NYSE Arca. Investors and market professionals are able throughout the trading day to compare the market price of the Fund and the indicative fund value. If the market price of the Fund shares diverges significantly from the indicative fund value, market professionals will have an incentive to execute arbitrage trades. For example, if the Fund appears to be trading at a discount compared to the indicative fund value, a market professional could buy the Fund shares on the NYSE Arca and take the opposite position in Treasury Instruments. Such arbitrage trades can tighten the tracking between the market price of the Fund and the indicative fund value and thus can be beneficial to all market participants.

Critical Accounting Policies

The Fund's critical accounting policies are as follows:

Preparation of the financial statements and related disclosures in accordance with U.S. generally accepted accounting principles requires the application of appropriate accounting rules and guidance, as well as the use of estimates. The Fund's application of these policies involves judgments and the use of estimates. Actual results may differ from the estimates used and such differences could be material. The Fund holds a significant portion of its assets in futures contracts and a money market fund, which are held at fair value.

The Fund calculates its net asset value as of the NAV Calculation Time as described above.

The values which are used by the Fund for its Treasury Instruments are provided by its commodity broker who uses market prices when available. In addition, the Fund estimates interest income on a daily basis using prevailing rates earned on its cash and cash equivalents. These estimates are adjusted to the actual amount received on a monthly basis and the difference, if any, is not considered material.

Credit Risk

When the Fund enters into Benchmark Component Instruments, it will be exposed to the credit risk that the counterparty will not be able to meet its obligations. For purposes of credit risk, the counterparty for the Benchmark Component Instruments traded on the CME and other futures exchanges is the clearinghouse associated with those exchanges. In general, clearinghouses are backed by their members who may be required to share in the financial burden resulting from the nonperformance of one of their members, which should significantly reduce credit risk. There can be no assurance that any counterparty, clearinghouse, or their financial backers will satisfy their obligations to the Fund.

The Sponsor will attempt to minimize certain of these market and credit risks by normally:

- executing and clearing trades with creditworthy counterparties, as determined by the Sponsor;
- limiting the outstanding amounts due from counterparties of the Fund;
- not posting margin directly with a counterparty;
- limiting the amount of margin or premium posted at the FCM; and
- ensuring that deliverable contracts are not held to such a date when delivery of an underlying asset could be called for.

The Commodity Exchange Act (“CEA”) requires all FCMs, such as the Fund’s clearing broker, to meet and maintain specified fitness and financial requirements, to segregate customer funds from proprietary funds and account separately for all customers’ funds and positions, and to maintain specified books and records open to inspection by the staff of the CFTC. The CFTC has similar authority over introducing brokers, or persons who solicit or accept orders for commodity interest trades but who do not accept margin deposits for the execution of trades. The CEA authorizes the CFTC to regulate trading by FCMs and by their officers and directors, permits the CFTC to require action by exchanges in the event of market emergencies, and establishes an administrative procedure under which customers may institute complaints for damages arising from alleged violations of the CEA. The CEA also gives the states powers to enforce its provisions and the regulations of the CFTC.

On November 14, 2013, the CFTC published final regulations that require enhanced customer protections, risk management programs, internal monitoring and controls, capital and liquidity standards, customer disclosures and auditing and examination programs for FCMs. The rules are intended to afford greater assurances to market participants that customer segregated funds and secured amounts are protected, customers are provided with appropriate notice of the risks of futures trading and of the FCMs with which they may choose to do business, FCMs are monitoring and managing risks in a robust manner, the capital and liquidity of FCMs are strengthened to safeguard the continued operations and the auditing and examination programs of the CFTC and the self-regulatory organizations are monitoring the activities of FCMs in a thorough manner.

Liquidity and Capital Resources

The Fund does not anticipate making use of borrowings or other lines of credit to meet its obligations. The Fund meets its liquidity needs in the normal course of business from the proceeds of the sale of its investments or from the cash, cash equivalents and/or the collateralizing Treasury Securities that it holds. The Fund’s liquidity needs include: redeeming its shares, providing margin deposits for existing Benchmark Component Instruments, the purchase of additional Benchmark Component Instruments, and paying expenses.

The Fund generates cash primarily from (i) the sale of Creation Baskets and (ii) interest earned on cash, cash equivalents and their investments in collateralizing Treasury Securities. Generally, all of the net assets of the Fund are allocated to trading in Benchmark Component Instruments. Most of the assets of the Fund are held in Treasury Instruments, cash and/or cash equivalents that could or are used as margin or collateral for trading in Benchmark Component Instruments. The percentage that such assets bear to the total net assets will vary from period to period as the market values of the Benchmark Component Instruments change. Interest earned on interest-bearing assets of the Fund is paid to the Fund.

The investments of the Fund in Benchmark Component Instruments could be subject to periods of illiquidity because of market conditions, regulatory considerations and other reasons. Such conditions could prevent the Fund from promptly liquidating a position in Benchmark Component Instruments.

Market Risk

Trading in Benchmark Component Instruments such as futures contracts will involve the Fund entering into contractual commitments to purchase or sell specific amounts of instruments at a specified date in the future. The gross or face amount of the contracts is expected to significantly exceed the future cash requirements of the Fund as the Fund intends to close out any open positions prior to the contractual expiration date. As a result, the Fund's market risk is the risk of loss arising from the decline in value of the contracts, not from the need to make delivery under the contracts. The Fund considers the "fair value" of derivative instruments to be the unrealized gain or loss on the contracts. The market risk associated with the commitment by the Fund to purchase a specific contract will be limited to the aggregate face amount of the contracts held.

The exposure of the Fund to market risk will depend on a number of factors including the markets for the specific instrument, the volatility of interest rates and foreign exchange rates, the liquidity of the instrument-specific market and the relationships among the contracts held by the Fund.

Regulatory Environment

The regulation of futures markets, futures contracts, and futures exchanges has historically been comprehensive. The CFTC and the exchanges are authorized to take extraordinary actions in the event of a market emergency including, for example, the retroactive implementation of speculative position limits, increased margin requirements, the establishment of daily price limits and the suspension of trading.

The regulation of commodity interest transactions in the United States is an evolving area of law and is subject to ongoing modification by governmental and judicial action. Considerable regulatory attention has been focused on non-traditional investment pools that are publicly distributed in the United States. There is a possibility of future regulatory changes within the United States altering, perhaps to a material extent, the nature of an investment in the Fund, or the ability of the Fund to continue to implement its investment strategy. The effect of any future regulatory change on the Fund is impossible to predict but could be substantial and adverse.

The CFTC possesses exclusive jurisdiction to regulate the activities of commodity pool operators and has adopted regulations with respect to the activities of those persons and/or entities. Under the CEA, a registered CPO, such as the Sponsor, is required to make annual filings with the CFTC describing its organization, capital structure, management and controlling persons. In addition, the CEA authorizes the CFTC to require and review books and records of, and documents prepared by, registered CPOs. Pursuant to this authority, the CFTC requires CPOs to keep accurate, current and orderly records for each pool that they operate. The CFTC may suspend the registration of a commodity pool operator (1) if the CFTC finds that the operator's trading practices tend to disrupt orderly market conditions, (2) if any controlling person of the operator is subject to an order of the CFTC denying such person trading privileges on any exchange, and (3) in certain other circumstances. Suspension, restriction or termination of the Sponsor's registration as a commodity pool operator would prevent it, until that registration were to be reinstated, from managing the Fund, and might result in the termination of the Fund if a successor sponsor is not elected pursuant to the Trust Agreement.

The Fund's investors are afforded prescribed rights for reparations under the CEA. Investors may also be able to maintain a private right of action for violations of the CEA. The CFTC has adopted rules implementing the reparation provisions of the CEA, which provide that any person may file a complaint for a reparations award with the CFTC for violation of the CEA against a floor broker or an FCM, introducing broker, commodity trading advisor, CPO, and their respective associated persons.

Pursuant to authority in the CEA, the NFA has been formed and registered with the CFTC as a registered futures association. At the present time, the NFA is the only self-regulatory organization for commodity interest professionals, other than futures exchanges. The CFTC has delegated to the NFA responsibility for the registration of CPOs and FCMs and their respective associated persons. The Sponsor and the Fund's clearing broker are members of the NFA. As such, they will be subject to NFA standards relating to fair trade practices, financial condition and consumer protection. The NFA also arbitrates disputes between members and their customers and conducts registration and fitness screening of applicants for membership and audits of its existing members. Neither the Trust nor the Fund is required to become a member of the NFA.

The regulations of the CFTC and the NFA prohibit any representation by a person registered with the CFTC or by any member of the NFA, that registration with the CFTC, or membership in the NFA, in any respect indicates that the CFTC or the NFA has approved or endorsed that person or that person's trading program or objectives. The registrations and memberships of the parties described in this summary must not be considered as constituting any such approval or endorsement. Likewise, no futures exchange has given or will give any similar approval or endorsement.

Futures exchanges in the United States are subject to varying degrees of regulation under the CEA depending on whether such exchange is a designated contract market, exempt board of trade or electronic trading facility. Clearing organizations are also subject to the CEA and the rules and regulations adopted thereunder as administered by the CFTC. The CFTC's function is to implement the CEA's objectives of preventing price manipulation and excessive speculation and promoting orderly and efficient commodity interest markets. In addition, the various exchanges and clearing organizations themselves exercise regulatory and supervisory authority over their member firms.

The Dodd-Frank Wall Street Reform and Consumer Protection Act (the "Dodd-Frank Act") was enacted in response to the economic crisis of 2008 and 2009 and it significantly altered the regulatory regime to which the securities and commodities markets are subject. To date, the CFTC has issued proposed or final versions of all of the rules it is required to promulgate. The provisions of the new law include the requirement that position limits be established on a wide range of commodity interests, including agricultural, energy, and metal-based commodity futures contracts, options on such futures contracts and cleared and uncleared swaps that are economically equivalent to such futures contracts and options; new registration and recordkeeping requirements for swap market participants; capital and margin requirements for "swap dealers" and "major swap participants," as determined by the new law and applicable regulations; and the mandatory use of clearinghouse mechanisms for sufficiently standardized swap transactions that were historically entered into in the over-the-counter market.

In addition to the rules and regulations imposed under the Dodd-Frank Act, certain participants that are European banks may also be subject to European Market Infrastructure Regulation. These regulations have not yet been fully implemented.

Current rules and regulations under the Dodd-Frank Act require enhanced customer protections, risk management programs, internal monitoring and controls, capital and liquidity standards, customer disclosures and auditing and examination programs for FCMs. The rules are intended to afford greater assurances to market participants that customer segregated funds and secured amounts are protected, customers are provided with appropriate notice of the risks of futures trading and of the FCMs with which they may choose to do business, FCMs are monitoring and managing risks in a robust manner, the capital and liquidity of FCMs are strengthened to safeguard the continued operations and the auditing and examination programs of the CFTC and the self-regulatory organizations are monitoring the activities of FCMs in a thorough manner.

The effect of future regulatory change on the Fund, and the exact timing of such changes, is impossible to predict but it may be substantial and adverse. Specifically, the new law, the rules that have been promulgated thereunder, and the rules that are expected to be promulgated may negatively impact the ability of the Fund to meet its investment objectives, either through position limits or requirements imposed on it and/or on their counterparties. In particular, new position limits imposed on the Fund or any counterparties may impact the ability of the Fund to invest in a manner that most efficiently meets its investment objective. New requirements, including capital imposed on the counterparties of the Fund may increase the cost of the Fund's investments and doing business.

In addition, considerable regulatory attention has recently been focused on non-traditional publicly distributed investment pools such as the Fund. Furthermore, various national governments have expressed concern regarding the disruptive effects of speculative trading in certain commodity markets and the need to regulate the derivatives markets in general. The effect of any future regulatory change on the Fund is impossible to predict, but could be substantial and adverse.

Management believes that as of December 31, 2017, it had fulfilled in a timely manner all Dodd-Frank reporting requirements, both historical and on-going, for the categories under which the firm operates and is registered.

Off Balance Sheet Financing

As of December 31, 2017, neither the Trust nor the Fund has any loan guarantees, credit support or other off-balance sheet arrangements of any kind other than agreements entered into in the normal course of business, which may include indemnification provisions relating to certain risks service providers undertake in performing services which are in the best interests of the Fund. While the exposure of the Fund under these indemnification provisions cannot be estimated, they are not expected to have a material impact on the financial position of the Fund.

Redemption Basket Obligation

Other than as necessary to meet the investment objective of the Fund and pay the contractual obligations described below, the Fund will require liquidity to redeem Redemption Baskets. The Fund intends to satisfy this obligation through the transfer of cash of the Fund (generated, if necessary, through the sale of Treasury Instruments) in an amount proportionate to the number of Shares being redeemed.

Contractual Obligations

The Fund pays the Sponsor a management fee (the "Sponsor Fee"), monthly in arrears, in an amount equal to the greater of 0.15% per annum of the value of the Fund's average daily net assets or \$18,750 effective January 1, 2017. The Sponsor Fee is paid in consideration of the Sponsor's advisory services to the Fund. The Fund also pays Sit a license and service fee (the "CTA Fee") monthly in arrears, for the use of the Benchmark Portfolio in an amount equal to 0.50% effective January 27, 2016 (0.35% prior to January 27, 2016) per annum of the Fund's average daily net assets. Prior to January 1, 2017, the Sponsor Fee was calculated as the greater of 0.15% per annum of the value of the Fund's average daily net assets or \$75,000 effective February 20, 2016.

As of February 19, 2015, Sit has agreed to waive its license and services fee and the Sponsor has voluntarily agreed to correspondingly assume the remaining expenses of the Fund so that Fund expenses do not exceed an annual rate of 1.50%, excluding brokerage commissions, interest expense, and extraordinary expenses, of the value of the Fund's average daily net assets (the "Expense Cap"). The assumption of expenses and waiver of the license and services fee are contractual on the part of the Sponsor and Sit, respectively, through June 1, 2018 (the "Expense Cap"). If after that date, the Sponsor and/or Sit no longer assumed expenses or waived the CTA Fee, respectively, the Fund could be adversely impacted, including its ability to achieve its investment objective.

The waiver of the CTA Fee, pursuant to the undertaking, amounted to \$22,330 and \$13,065 for the three months ended December 31, 2017 and 2016, respectively. The Fund currently accrues its daily expenses up to the Expense Cap. At the end of each month, the accrued amount is remitted to the Sponsor as the Sponsor has assumed, and is responsible for the payment of, the routine operational, administrative and other ordinary expenses of the Fund which aggregated \$145,510 and \$148,153, of which \$-0- and \$90,299 was absorbed by the Sponsor, for the three months ended December 31, 2017 and 2016, respectively.

The Fund's ongoing fees, costs and expenses of its operation, not subject to the Expense Cap include brokerage and other fees and commissions incurred in connection with the trading activities of the Fund, and extraordinary expenses (including, but not limited to, legal claims and liabilities and litigation costs and any indemnification related thereto). Expenses subject to the Expense Cap include (i) expenses incurred in connection with registering additional Shares of the Fund or offering Shares of the Fund; (ii) the routine expenses associated with the preparation and, if required, the printing and mailing of monthly, quarterly, annual and other reports required by applicable U.S. federal and state regulatory authorities, Trust meetings and preparing, printing and mailing proxy statements to Shareholders; (iii) the routine services of the Trustee, legal counsel and independent accountants; (iv) routine accounting, bookkeeping, custodial and transfer agency services, whether performed by an outside service provider or by affiliates of the Sponsor; (v) postage and insurance; (vi) costs and expenses associated with client relations and services; (vii) costs of preparation of all federal, state, local and foreign tax returns and any taxes payable on the income, assets or operations of the Fund.

While the Sponsor has agreed to pay registration fees to the SEC and any other regulatory agency in connection with the offer and sale of the Shares offered through the Fund's prospectus, the legal, printing, accounting and other expenses associated with such registration, and the initial fee of \$7,500 for listing the Shares on the NYSE Arca, the Fund will be responsible for any registration fees and related expenses incurred in connection with any future offer and sale of Shares of the Fund in excess of those offered through its prospectus.

Any general expenses of the Trust will be allocated among the Fund and any other series of the Trust as determined by the Sponsor in its sole and absolute discretion. The Trust is also responsible for extraordinary expenses, including, but not limited to, legal claims and liabilities and litigation costs and any indemnification related thereto. The Trust and/or the Sponsor may be required to indemnify the Trustee, Distributor or Administrator under certain circumstances.

The parties cannot anticipate the amount of payments that will be required under these arrangements for future periods as the NAV and trading levels to meet investment objectives for the Fund will not be known until a future date. These agreements are effective for a specific term agreed upon by the parties with an option to renew, or, in some cases, are in effect for the duration of the Fund's existence. The parties may terminate these agreements earlier for certain reasons listed in the agreements.

Item 3. Quantitative and Qualitative Disclosures About Market Risk

Not applicable to Smaller Reporting Companies.

Item 4. Controls and Procedures

Disclosure Controls and Procedures

The Trust and the Fund maintain disclosure controls and procedures that are designed to ensure that material information required to be disclosed in the Trust's periodic reports filed or submitted under the Securities Exchange Act of 1934, as amended, is recorded, processed, summarized and reported within the time period specified in the SEC's rules and forms.

The duly appointed officers of the Sponsor, including its principal executive officer and principal financial officer, have evaluated the effectiveness of the Trust's and the Fund's disclosure controls and procedures and have concluded that the disclosure controls and procedures of the Trust and the Fund have been effective as of the end of the period covered by this quarterly report on Form 10-Q.

Change in Internal Control Over Financial Reporting

There were no changes in the Trust's or the Fund's internal control over financial reporting during the last fiscal quarter that have materially affected, or are reasonably likely to materially affect, the Trust's or the Fund's internal control over financial reporting.

Part II. OTHER INFORMATION

Item 1. Legal Proceedings.

Although the Fund may, from time to time, be involved in litigation arising out of its operations in the normal course of business or otherwise, the Fund is currently not a party to any pending material legal proceedings.

Item 1A. Risk Factors

Not applicable to Smaller Reporting Companies.

Item 2. Unregistered Sales of Equity Securities and Use of Proceeds

- (a) Not applicable.
- (b) The original registration statement on Form S-1 registering 20,000,000 common units, or “Shares,” of the Sit Rising Rate ETF (File No. 333-199190) was declared effective on January 29, 2015. On December 31, 2017, 1,400,040 shares of the Fund were outstanding for a market capitalization of \$33,264,950.
- (c) Not applicable

Item 3. Defaults Upon Senior Securities

None.

Item 4. Mine Safety Disclosures

Not applicable.

Item 5. Other Information

- (a) None.
- (b) Not applicable.

Item 6. Exhibits

The following exhibits are filed as part of this report as required under Item 601 of Regulation S-K:

[31.1](#) [Certification by the Principal Executive Officer of the Registrant pursuant to Rules 13a-14 and 15d-14 of the Exchange Act. \(1\)](#)

[31.2](#) [Certification by the Principal Financial Officer of the Registrant pursuant to Rules 13a-14 and 15d-14 of the Exchange Act. \(1\)](#)

32.1 Certification by the Principal Executive Officer of the Registrant pursuant to 18 U.S.C. Section 1350, as adopted pursuant to Section 906 of the Sarbanes-Oxley Act of 2002. (1)

32.2 Certification by the Principal Financial Officer of the Registrant pursuant to 18 U.S.C. Section 1350, as adopted pursuant to Section 906 of the Sarbanes-Oxley Act of 2002. (1)

101.INS XBRL Instance Document (1)
101.SCH XBRL Taxonomy Extension Schema (1)
101.CAL XBRL Taxonomy Extension Calculation Linkbase (1)
101.DEF XBRL Taxonomy Definition Linkbase (1)
101.LAB XBRL Taxonomy Extension Label Linkbase (1)
101.PRE XBRL Taxonomy Extension Presentation Linkbase (1)

(1) Filed Herewith.

SIGNATURES

Pursuant to the requirements of the Securities Exchange Act of 1934, the Registrant has duly caused this report to be signed on its behalf by the undersigned, thereunto duly authorized.

ETF Managers Group Commodity Trust I (Registrant)

By: ETF Managers Capital, LLC
its Sponsor

By: /s/ Samuel Masucci III
Name: Samuel Masucci III
Title: Principal Executive Officer

By: /s/ John A. Flanagan
Name: John A. Flanagan
Title: Principal Financial Officer

Date: February 13, 2018

**Certification of Principal Executive Officer
Pursuant to Section 302 of the Sarbanes-Oxley Act of 2002**

I, Samuel Masucci III, certify that:

1. I have reviewed this quarterly report on Form 10-Q of ETF Managers Group Commodity Trust I;
2. Based on my knowledge, this report does not contain any untrue statement of a material fact or omit to state a material fact necessary to make the statements made, in light of the circumstances under which such statements were made, not misleading with respect to the period covered by this report;
3. Based on my knowledge, the financial statements, and other financial information included in this report, fairly present in all material respects the financial condition, results of operations and cash flows of the registrant as of, and for, the periods presented in this report;
4. The registrant's other certifying officer(s) and I are responsible for establishing and maintaining disclosure controls and procedures (as defined in Exchange Act Rules 13a-15(e) and 15d-15(e)) and internal control over financial reporting (as defined in Exchange Act Rules 13a-15(f) and 15d-15(f)) for the registrant and have:
 - (a) Designed such disclosure controls and procedures, or caused such disclosure controls and procedures to be designed under our supervision, to ensure that material information relating to the registrant, including its consolidated subsidiaries, is made known to us by others within those entities, particularly during the period in which this report is being prepared;
 - (b) Designed such internal control over financial reporting, or caused such internal control over financial reporting to be designed under our supervision, to provide reasonable assurance regarding the reliability of financial reporting and the preparation of financial statements for external purposes in accordance with generally accepted accounting principles;
 - (c) Evaluated the effectiveness of the registrant's disclosure controls and procedures and presented in this report our conclusions about the effectiveness of the disclosure controls and procedures, as of the end of the period covered by this report based on such evaluation; and
 - (d) Disclosed in this report any change in the registrant's internal control over financial reporting that occurred during the registrant's most recent fiscal quarter (the registrant's fourth fiscal quarter in the case of an annual report) that has materially affected, or is reasonably likely to materially affect, the registrant's internal control over financial reporting; and
5. The registrant's other certifying officer(s) and I have disclosed, based on our most recent evaluation of internal control over financial reporting, to the registrant's auditors and the audit committee of the registrant's board of directors (or persons performing the equivalent functions):
 - (a) All significant deficiencies and material weaknesses in the design or operation of internal control over financial reporting which are reasonably likely to adversely affect the registrant's ability to record, process, summarize and report financial information; and
 - (b) Any fraud, whether or not material, that involves management or other employees who have a significant role in the registrant's internal control over financial reporting.

Date: February 13, 2018

By: /s/ Samuel Masucci III
Name: Samuel Masucci III
Title: Principal Executive Officer
ETF Managers Group Commodity Trust

**Certification of Principal Financial Officer
Pursuant to Section 302 of the Sarbanes-Oxley Act of 2002**

I, John A. Flanagan, certify that:

1. I have reviewed this quarterly report on Form 10-Q of ETF Managers Group Commodity Trust I;
2. Based on my knowledge, this report does not contain any untrue statement of a material fact or omit to state a material fact necessary to make the statements made, in light of the circumstances under which such statements were made, not misleading with respect to the period covered by this report;
3. Based on my knowledge, the financial statements, and other financial information included in this report, fairly present in all material respects the financial condition, results of operations and cash flows of the registrant as of, and for, the periods presented in this report;
4. The registrant's other certifying officer(s) and I are responsible for establishing and maintaining disclosure controls and procedures (as defined in Exchange Act Rules 13a-15(e) and 15d-15(e)) and internal control over financial reporting (as defined in Exchange Act Rules 13a-15(f) and 15d-15(f)) for the registrant and have:
 - (a) Designed such disclosure controls and procedures, or caused such disclosure controls and procedures to be designed under our supervision, to ensure that material information relating to the registrant, including its consolidated subsidiaries, is made known to us by others within those entities, particularly during the period in which this report is being prepared;
 - (b) Designed such internal control over financial reporting, or caused such internal control over financial reporting to be designed under our supervision, to provide reasonable assurance regarding the reliability of financial reporting and the preparation of financial statements for external purposes in accordance with generally accepted accounting principles;
 - (c) Evaluated the effectiveness of the registrant's disclosure controls and procedures and presented in this report our conclusions about the effectiveness of the disclosure controls and procedures, as of the end of the period covered by this report based on such evaluation; and
 - (d) Disclosed in this report any change in the registrant's internal control over financial reporting that occurred during the registrant's most recent fiscal quarter (the registrant's fourth fiscal quarter in the case of an annual report) that has materially affected, or is reasonably likely to materially affect, the registrant's internal control over financial reporting; and
5. The registrant's other certifying officer(s) and I have disclosed, based on our most recent evaluation of internal control over financial reporting, to the registrant's auditors and the audit committee of the registrant's board of directors (or persons performing the equivalent functions):
 - (a) All significant deficiencies and material weaknesses in the design or operation of internal control over financial reporting which are reasonably likely to adversely affect the registrant's ability to record, process, summarize and report financial information; and
 - (b) Any fraud, whether or not material, that involves management or other employees who have a significant role in the registrant's internal control over financial reporting.

Date: February 13, 2018

By: /s/ John A. Flanagan
Name: John A. Flanagan
Title: Principal Financial Officer
ETF Managers Group Commodity Trust I

**Certification of Principal Executive Officer
Pursuant to Section 906 of the Sarbanes-Oxley Act of 2002**

In connection with the Quarterly Report on Form 10-Q for the quarter ended December 31, 2017 (the "Report") of ETF Managers Group Commodity Trust I (the "Registrant") and its Fund, as filed with the U.S. Securities and Exchange Commission on the date hereof, I, Samuel Masucci III, the Principal Executive Officer of the Registrant, hereby certify, to the best of my knowledge, that:

- (1) The Report fully complies with the requirements of Section 13(a) or 15(d) of the Securities Exchange Act of 1934, as amended; and
- (2) The information contained in the Report fairly presents, in all material respects, the financial condition and results of operations of the Registrant.

Date: February 13, 2018

By: /s/ Samuel Masucci III
Name: Samuel Masucci III
Title: Principal Executive Officer
ETF Managers Group Commodity Trust I

**Certification of Principal Financial Officer
Pursuant to Section 906 of the Sarbanes-Oxley Act of 2002**

In connection with the Quarterly Report on Form 10-Q for the quarter ended December 31, 2017 (the "Report") of ETF Managers Group Commodity Trust I (the "Registrant") and its Fund, as filed with the U.S. Securities and Exchange Commission on the date hereof, I, John A. Flanagan, the Principal Financial Officer of the Registrant, hereby certify, to the best of my knowledge, that:

- (1) The Report fully complies with the requirements of Section 13(a) or 15(d) of the Securities Exchange Act of 1934, as amended; and
- (2) The information contained in the Report fairly presents, in all material respects, the financial condition and results of operations of the Registrant.

Date: February 13, 2018

By: /s/ John A. Flanagan
Name: John A. Flanagan
Title: Principal Financial Officer
ETF Managers Group Commodity Trust I
